



Solapur University Solapur

PART – A

FROM - C

YEAR OF PERFORMANCE APPRAISAL: 2018-2019

SECTION-A: GENERAL

| | | |
|----|---------------------------------|---|
| 1. | Name | : Mr. PALKAR JAYVANT MALLAPPA |
| 2. | Designation | : Assistant Professor. |
| 3. | Name of the Department / Centre | : Department of Geography |
| 4. | Communication Address | : Arts and Commerce College, Madha, Tal- Madha, Dist- Solapur, Pin- 413209 |
| 5. | Email | : jayvai2006@gmail.com |
| 6. | Telephone | - |
| 7. | Mobile Number | 9665049850 |


SECTION-B:


CATEGORY I: TEACHING, LEARNING AND EVALUATION RELATED ACTIVITIES


| Sr. No. | Nature of Activity | Maximum API Score Allotted (A./Asso./P/P.) | Self appraisal API Score | Verified API Score |
|--------------|--|--|--------------------------|--------------------|
| a | Direct Teaching | 70/60/60 | 70 | |
| b | Examination duties (question paper setting, invigilation, evaluation of answer scripts) as per allotment | 20/20/10 | 15 | |
| c | Innovative Teaching – learning methodologies, updating of subject content/courses, mentoring etc. | 10/15/20 | 10 | |
| Total of (I) | | 100/95/90 | 95 | |

- a) i) For Assistant Professor : Actual hours spent per academic year = 7.5
b) ii) For Asso. Professor - Professor : Actual hours spent per academic year = 7.75
c) Actual hours spent per academic year = 10
d) Actual hours spent per academic year = 10

| Designation | Direct Teaching Hours per week |
|---------------------|--------------------------------|
| Assistant Professor | 16 |
| Associate Professor | 14 |
| Professor | 14 |


Co-ordinator,
I.Q.A.C.
Arts & Commerce College
Madha, Dist. Solapur.




Principal,
Arts & Commerce College
Madha, Dist. Solapur

PART - B

Adverse remarks as well as remarks of appreciation of any outstanding work shall be brought to the notice of the person concerned by the Vice-Chancellor or head of the University Department with a view to make improvement in the work, by the person concerned.

1.(a) Assessment by the Vice-Chancellor/ Head of the Department of the work done under each head of activity:

Assessment of Teaching, Extension and Research activities should be based on Verified API Score under respective category as mentioned in Part "A" and shall be made in the following manner.

| Teaching (Category I of Part 'A') | | | | Extension (Category II of Part 'A') | |
|-----------------------------------|--------------------|------------|-------|-------------------------------------|--------------------|
| Grade | Verified API Score | | | Grade | Verified API Score |
| | Asst.Prof. | Asso Prof. | Prof. | | |
| Outstanding | 92-100 | 87-95 | 83-90 | Outstanding | 41-45 |
| Very Good | 84-91 | 80-86 | 75-82 | Very Good | 37-40 |
| Positively Good | 76-83 | 72-79 | 68-74 | Positively Good | 34-36 |
| Good | 68-75 | 65-71 | 61-67 | Good | 32-33 |
| Average | 60-67 | 57-64 | 54-60 | Average | 27-29 |
| Below Average | 0-59 | 0-56 | 0-53 | Below Average | 0-26 |

| | Outstanding (A+) | Very Good (A) | Positively Good (B+) | Good (B) | Average (B-) | Below Average (C) |
|----------------|------------------|---------------|----------------------|----------|--------------|-------------------|
| Teaching | | √ | | | | |
| Extension | | √ | | | | |
| Research | | √ | | | | |
| Administration | | | √ | | | |

(b) Grading: [General Assessment on the basis of the assessment made in Clause 2(a) above] (A+) Outstanding, (A) Very Good, (B+) Positively Good, (B) Good, (B-) Average, (C) Below Average (c) Justification of assessment of work as outstanding/below average:


3. Comments of the Vice-Chancellor/Head of the Department on (1) (b) and (c):

4. Remarks and suggestions:



Signature

(Head of the Department)

Remarks of the Principal (Adverse remarks as well as remarks of appreciation)


Coordinator - 1946r,
Co-ordinator
I.Q.A.C.
Arts & Commerce College,
Madha, Dist. Solapur.




Principal
Arts & Commerce College,
Madha, Dist. Solapur



Solapur University Solapur

PART – A

FROM - C

YEAR OF PERFORMANCE APPRAISAL: 2017-2018

SECTION-A: GENERAL

| | | |
|----|---------------------------------|---|
| 1. | Name | : Mr. PALKAR JAYVANT MALLAPPA |
| 2. | Designation | : Assistant Professor. |
| 3. | Name of the Department / Centre | : Department of Geography |
| 4. | Communication Address | : Arts and Commerce College, Madha, Tal- Madha, Dist- Solapur, Pin- 413209 |
| 5. | Email | : Jayvai2006@gmail.com |
| 6. | Telephone | - |
| 7. | Mobile Number | 9665049850 |


SECTION-B:


CATEGORY I: TEACHING, LEARNING AND EVALUATION RELATED ACTIVITIES

| Sr. No. | Nature of Activity | Maximum API Score Allotted (A.P/Asso.P/P.) | Self appraisal API Score | Verified API Score |
|--------------|--|--|--------------------------|--------------------|
| a | Direct Teaching | 70/60/60 | 70 | |
| b | Examination duties (question paper setting, Invigilation, evaluation of answer scripts) as per allotment | 20/20/10 | 20 | |
| c | Innovative Teaching – learning methodologies, updating of subject content/courses, mentoring etc. | 10/15/20 | 10 | |
| Total of (I) | | 100/95/90 | 100 | |

- a) i) For Assistance Professor : Actual hours spent per academic year ÷ 7.5
b) ii) For Asso. Professor / Professor : Actual hours spent per academic year ÷ 7.75
c) Actual hours spent per academic year ÷ 10
d) Actual hours spent per academic year ÷ 10

| Designation | Direct Teaching Hours per week |
|---------------------|--------------------------------|
| Assistant Professor | 16 |
| Associate Professor | 14 |
| Professor | 14 |


Co-ordinator,
I. Q. A. C.
Arts & Commerce College
Madha. Dist. Solapur.




Principal,
Arts & Commerce College
Madha. Dist. Solapur

PART - B

Adverse remarks as well as remarks of appreciation of any outstanding work shall be brought to the notice of the person concerned by the Vice-Chancellor or head of the University Department with a view to make improvement in the work, by the person concerned.

1.(a) Assessment by the Vice-Chancellor/ Head of the Department of the work done under each head of activity:

Assessment of Teaching, Extension and Research activities should be based on Verified API Score under respective category as mentioned in Part "A" and shall be made in the following manner.


| Teaching (Category I of Part 'A') | | | | Extension (Category II of Part 'A') | |
|-----------------------------------|--------------------|------------|-------|-------------------------------------|--------------------|
| Grade | Verified API Score | | | Grade | Verified API Score |
| | Asst.Prof. | Asso Prof. | Prof. | | |
| Outstanding | 92-100 | 87-95 | 83-90 | Outstanding | 41-45 |
| Very Good | 84-91 | 80-86 | 75-82 | Very Good | 37-40 |
| Positively Good | 76-83 | 72-79 | 68-74 | Positively Good | 34-36 |
| Good | 68-75 | 65-71 | 61-67 | Good | 32-33 |
| Average | 60-67 | 57-64 | 54-60 | Average | 27-29 |
| Below Average | 0-59 | 0-56 | 0-53 | Below Average | 0-26 |

| | Outstanding (A+) | Very Good (A) | Positively Good (B+) | Good (B) | Average (B-) | Below Average (C) |
|----------------|------------------|---------------|----------------------|----------|--------------|-------------------|
| Teaching | | | | | | |
| Extension | | | | | | |
| Research | | | | | | |
| Administration | | | | | | |


(b) Grading: [General Assessment on the basis of the assessment made in Clause 2(a) above] (A+) Outstanding, (A) Very Good, (B+) Positively Good, (B) Good, (B-) Average, (C) Below Average (c) Justification of assessment of work as outstanding/below average:

3. Comments of the Vice-Chancellor/Head of the Department on (1) (b) (and) (c):


4. Remarks and suggestions:


 Signature
 (Head of the Department)

Remarks of the Principal (Adverse remarks as well as remarks of appreciation)


 Co-ordinator,
 Coordinator, IQAC
 Arts & Commerce College
 Madha, Dist. Solapur.




 Principal,
 Signature of Principal
 Arts & Commerce College
 Madha, Dist. Solapur.



Solapur University Solapur

Part 'A'

Form C

YEAR OF PERFORMANCE APPRAISAL: 2015-16

SECTION-A: GENERAL


| | | | |
|----|---------------------------------|---|---|
| 1. | Name | : | Mr. PALKAR JAYVANT MALLAPPA |
| 2. | Designation | : | Assistant Professor. |
| 3. | Name of the Department / Centre | : | Department of Geography |
| 4. | Communication Address | : | Arts and Commerce College, Madha, Tal- Madha, Dist- Solapur, Pin- 413209 |
| 5. | Email Telephone / Mobile Number | : | Jayvai2006@gmail.com |
| 6. | YEAR OF PERFORMANCE APPRAISAL | : | 2015-16 |


SECTION-B:

CATEGORY 1: TEACHING, LEARNING AND EVALUATION RELATED ACTIVITIES

| Sr. No. | Nature of Activity ESSENTIAL | Maximum Score | | |
|--------------|--|--------------------------|-------------------------|-----------------------|
| | | API Score allotted | Self appraisal Score | Verified API Score |
| 1. | Lectures, Seminars, tutorials, practicals, contact hours undertaken taken as percentage of lectures allocated* | 50 | 50 | 48 |
| 2. | Lectures or other teaching duties in excess of UGC norms. | 10 | 10 | 10 |
| 3. | Preparation & Imparting of knowledge/instruction as per curriculum; syllabus enrichment by providing the additional resources to students. | 20 | 15 | 17 |
| 4. | Use of participatory & innovative teaching-learning methodologies; updating of subject content, course improvement, etc. | 20 | 20 | 18 |
| 5. | Examination duties (invigilation; Question paper setting, evaluation/ assessment of answer scripts) as per allotment | 25 | 25 | 24 |
| Total of (1) | | 125 | 120 | 117 |

*Lectures & tutorials allocation to add upto the UGC norms for particular category of teacher.


Co-ordinator,
I.Q.A.C.
Arts & Commerce College
Madha, Dist. Solapur.




Principal,
Arts & Commerce College
Madha, Dist. Solapur

PART 'B'

(Adverse remarks as well as remarks of appreciation of any outstanding work shall be brought to the notice of the person concerned by the Vice-Chancellor or head of the University Department with a view to make improvement in the work, by the person concerned.)

1.(a) Assessment by the Vice-Chancellor/ Head of the Department of the work done under each head of activity:

Assessment of Teaching, Extension and Research activities should be based on Verified API Score under respective category as mentioned in Part "A" and shall be made in the following manner.

| Teaching (Category I of Part 'A') | | Extension (Category II of Part 'A') | |
|-----------------------------------|--------------------|-------------------------------------|--------------------|
| Grade | Verified API Score | Grade | Verified API Score |
| Outstanding | 115-125 | Outstanding | 40-50 |
| Very Good | 105-124 | Very Good | 34-39 |
| Positively Good | 95-104 | Positively Good | 28-33 |
| Good | 85-94 | Good | 22-27 |
| Average | 75-84 | Average | 15-21 |
| Below Average | 0-74 | Below Average | 0-14 |


| | Outstanding (A+) | Very Good (A) | Positively Good (B+) | Good (B) | Average (B-) | Below Average (C) |
|----------------|------------------|---------------|----------------------|----------|--------------|-------------------|
| Teaching | | | | | | |
| Extension | | | | | | |
| Research | | | | | | |
| Administration | | | | | | |

(b) Grading: [General Assessment on the basis of the assessment made in Clause 2(a) above]
 (A+) Outstanding, (A) Very Good, (B+) Positively Good, (B) Good, (B-) Average, (C) Below Average

(c) Justification of assessment of work as outstanding/below average:

3. Comments of the Vice-Chancellor/Head of the Department on (1) (b) and (c):

4. Remarks and suggestions:




Signature
(Head of the Department)

Remarks of the Principal (Adverse remarks as well as remarks of appreciation)


 Coordinator-IQAC
 Stamp

Co-ordinator,
 I.Q.A.C.
 Arts & Commerce College,
 Madha. Dist. Solapur.




 Principal,
 Signature of Principal
 Arts & Commerce College,
 Stamp
 Madha. Dist. Solapur.



Solapur University

Part 'A'

Form C

YEAR OF PERFORMANCE APPRAISAL: 2014-15

SECTION-A: GENERAL


| | | |
|----|---------------------------------|---|
| 1. | Name | : Mr. PALKAR JAYVANT MALLAPPA |
| 2. | Designation | : Assistant Professor. |
| 3. | Name of the Department / Centre | : Department of Geography |
| 4. | Communication Address | : Arts and Commerce College, Madha, Tal- Madha, Dist- Solapur, Pin- 413209 |
| 5. | Email Telephone / Mobile Number | : Jayva2006@gmail.com |
| 6. | YEAR OF PERFORMANCE APPRAISAL | : 2014-15 |

SECTION-B:


CATEGORY I: TEACHING, LEARNING AND EVALUATION RELATED ACTIVITIES

| Sr. No. | Nature of Activity ESSENTIAL | Maximum Score | | |
|--------------|--|--------------------------|-------------------------|-----------------------|
| | | API Score allotted | Self appraisal Score | Verified API Score |
| 1. | Lectures, Seminars, tutorials, practicals, contact hours undertaken taken as percentage of lectures allocated* | 50 | 50 | 48 |
| 2. | Lectures or other teaching duties in excess of UGC norms. | 10 | 10 | 10 |
| 3. | Preparation & Imparting of knowledge/instruction as per curriculum; syllabus enrichment by providing the additional resources to students. | 20 | 15 | 15 |
| 4. | Use of participatory & innovative teaching-learning methodologies; updating of subject content, course improvement, etc. | 20 | 20 | 20 |
| 5. | Examination duties (invigilation; Question paper setting, evaluation/ assessment of answer scripts) as per allotment | 25 | 25 | 24 |
| Total of (1) | | 125 | 120 | 117 |

*Lectures & tutorials allocation to add up to the UGC norms for particular category of teacher.


Co-ordinator,
I.Q.A.C.
Arts & Commerce College
Madha. Dist. Solapur.




Principal,
Arts & Commerce College
Madha Dist. Solapur

PART-B

(Adverse remarks as well as remarks of appreciation of any outstanding work shall be brought to the notice of the person concerned by the Vice-Chancellor or head of the University Department with a view to make improvement in the work, by the person concerned.)

1.(a) Assessment by the Vice-Chancellor/ Head of the Department of the work done under each head of activity:

Assessment of Teaching, Extension and Research activities should be based on Verified API Score under respective category as mentioned in Part "A" and shall be made in the following manner.

| Teaching (Category I of Part 'A') | | Extension (Category II of Part 'A') | |
|-----------------------------------|--------------------|-------------------------------------|--------------------|
| Grade | Verified API Score | Grade | Verified API Score |
| Outstanding | 115-125 | Outstanding | 40-50 |
| Very Good | 105-124 | Very Good | 34-39 |
| Positively Good | 95-104 | Positively Good | 28-33 |
| Good | 85-94 | Good | 22-27 |
| Average | 75-84 | Average | 15-21 |
| Below Average | 0-74 | Below Average | 0-14 |


| | Outstanding (A+) | Very Good (A) | Positively Good (B+) | Good (B) | Average (B-) | Below Average (C) |
|----------------|------------------|---------------|----------------------|----------|--------------|-------------------|
| Teaching | | | | | | |
| Extension | | | | | | |
| Research | | | | | | |
| Administration | | | | | | |

(b) Grading: [General Assessment on the basis of the assessment made in Clause 2(a) above]
(A+) Outstanding, (A) Very Good, (B+) Positively Good, (B) Good, (B-) Average, (C) Below Average

(c) Justification of assessment of work as outstanding/below average:

3. Comments of the Vice-Chancellor/Head of the Department on (1) (b) (and) (c):

4. Remarks and suggestions:


Signature
(Head of the Department)

Remarks of the Principal (Adverse remarks as well as remarks of appreciation)


Coordinator-IQAC
Stamp
Co-ordinator,
I.Q.A.C.
Arts & Commerce College,
Madha. Dist. Solapur.




Principal,
Arts & Commerce College,
Madha. Dist. Solapur.


Rayat Shikshan Sanstha's
Arts and Commerce College, Madha,
Dist. Solapur.

**Alumni's Feedback on Design and Review of Syllabus
(2018-19)**


Conclusion:-

1. 82.35% of the alumnae are given very good, 15.67% are given good and 1.96% states that satisfactory remark for curriculum design suitable for meeting the overall development of students.
2. The curriculum develop the global competence of students, it is strongly agreed by 37.25% and agreed by 56.87% of the alumnae. It means 94.12% alumnae are agreed the curriculum develop the global competence of students. Only 5.88% alumnae are given satisfactory remark.
3. 49.02% are given the remark very good and 37.25% are given good that the curriculum suitable for employability in the present scenario. Only 13.73% alumnae are given satisfactory remark.
4. The curriculum designs are value based. It is remarked as very good by 43.14% and good by 43.14% by the alumnae. Only 13.72% alumnae are given satisfactory remark.
5. 27.45% alumnae are strongly agreed and 54.90% alumnae agreed the curriculum based on Regional/National needs, but only 15.69% of the alumnae are satisfactory.
6. 49.02% alumnae are remarked as very good and 33.33% alumnae are remarked as good that the syllabus are allied with the Institutional goals and objectives, , but only 17.65% alumnae are satisfactory.
7. 50.98% alumnae are remarked as very good and 35.29% alumnae are remarked as good that they are satisfied with the faculty initiative. 13.73% alumnae are satisfactory.
8. 49.02% alumnae are remarked as very good and 41.18% alumnae are remarked as good that they are satisfied with the action plans for the effective implementation of the curriculum. 7.84% of the alumnae are remarked as satisfactory.
9. 41.18% alumnae are remarked as very good and 33.33% alumnae are remarked as good that they are satisfied with the ICT enabled teaching. 25.49% of the alumnae are remarked as satisfactory.

The final conclusion is that the alumnae are appreciated with the recent curriculum, implementation and initiative taken by faculty.


Co-ordinator,
I.Q.A.C.
Arts & Commerce College
Madha. Dist. Solapur.





Principal,
Arts & Commerce College
Madha. Dist. Solapur

Rayat Shikshan Sanstha's
Arts and Commerce College, Madha,
Dist. Solapur.

Alumni's Feedback on Design and Review of Syllabus
Analysis (2018-19)

| Sr. No. | Particular | In Percentage | | | | |
|---------|---|---------------|--------|--------------|----------------|--------|
| | | Very Good | Good | Satisfactory | Unsatisfactory | Total |
| 1 | Is the curriculum design suitable for meeting the overall development of students? | 82.35 | 15.69 | 1.96 | 0.00 | 100.00 |
| 2 | Does the curriculum develop the global competence of students? | 37.25 | 56.87 | 5.88 | 0.00 | 100.00 |
| 3 | Is the curriculum suitable for employability in the present scenario? | 49.02 | 37.25 | 13.73 | 0.00 | 100.00 |
| 4 | Is curriculum design value based? | 43.14 | 43.14 | 13.72 | 0.00 | 100.00 |
| 5 | Is curriculum based on Regional/National needs? | 27.45 | 54.90 | 15.69 | 1.96 | 100.00 |
| 6 | Is it allied with the Institutional goals and objectives? | 49.02 | 33.33 | 17.65 | 0.00 | 100.00 |
| 7 | Are you satisfied with the faculty initiative? | 50.98 | 35.29 | 13.73 | 0.00 | 100.00 |
| 8 | Are you satisfied with the action plans for the effective implementation of the curriculum? | 49.02 | 41.18 | 7.84 | 1.96 | 100.00 |
| 9 | Are you satisfied with the ICT enabled teaching ? | 41.18 | 33.33 | 25.49 | 0.00 | 100.00 |
| 10 | Total | 429.41 | 350.98 | 115.69 | 3.92 | 700.00 |
| 11 | Average Percentage | 61.34 | 50.14 | 16.53 | 0.56 | 100.00 |

Conclusion : Alumniees are satisfied with the recent curriculum, implementation and faculty.


Co-ordinator,
I.Q.A.C.
Arts & Commerce College
Madha, Dist. Solapur.




Principal,
Arts & Commerce College
Madha, Dist. Solapur

Rayat Shikshan Sanstha's
Arts and Commerce College, Madha,
Dist. Solapur.

Alumni's Feedback on Design and Review of Syllabus
(2017-18)

Conclusion:-

1. 66.67% of the alumnae are given very good, 30% are given good and 3.33% states that satisfactory remark for curriculum design suitable for meeting the overall development of students. 0% alumnae are unsatisfactory.
2. The curriculum develop the global competence of students, it is strongly agreed by 46.67% and agreed by 48.33% of the alumnae. It means 95% alumnae are agreed the curriculum develop the global competence of students.
3. 50% are given the remark very good and 36.67% are given good that the curriculum suitable for employability in the present scenario. Only 13.33% alumnae are given satisfactory remark.
4. The curriculum designs are value based. It is remarked as very good by 41.67% and good by 46.67% by the alumnae.
5. 43.33% alumnae are strongly agreed and 46.67% alumnae agreed the curriculum based on Regional/National needs, but only 10% of the alumnae are satisfactory.
6. 40% alumnae are remarked as very good and 38.33% alumnae are remarked as good that the syllabus are allied with the Institutional goals and objectives, but only 21.67% alumnae are satisfactory.
7. 40% alumnae are remarked as very good and 51.67% alumnae are remarked as good that they are satisfied with the faculty initiative. 8.33% alumnae are satisfactory.
8. 41.67% alumnae are remarked as very good and 41.67% alumnae are remarked as good that they are satisfied with the action plans for the effective implementation of the curriculum. 16.66% of the alumnae are remarked as satisfactory.
9. 38.33% alumnae are remarked as very good and 48.34% alumnae are remarked as good that they are satisfied with the ICT enabled teaching. 13.33% of the alumnae are remarked as satisfactory.

The final conclusion is that the alumnae are appreciated with the recent curriculum, implementation and initiative taken by faculty.


Co-ordinator,
I.Q.A.C.
Arts & Commerce College
Madha, Dist. Solapur.





Principal,
Arts & Commerce College
Madha, Dist. Solapur

Rayat Shikshan Sanstha's
Arts and Commerce College, Madha,
 Dist. Solapur.
**Alumni's Feedback on Design and Review of Syllabus
 Analysis . (2017-18)**

| Sr. No. | Particular | In Percentage | | | | |
|---------|---|---------------|--------|--------------|----------------|--------|
| | | Very Good | Good | Satisfactory | Unsatisfactory | Total |
| 1 | Is the curriculum design suitable for meeting the overall development of students? | 66.67 | 30.00 | 3.33 | 0.00 | 100.00 |
| 2 | Does the curriculum develop the global competence of students? | 46.67 | 48.33 | 5.00 | 0.00 | 100.00 |
| 3 | Is the curriculum suitable for employability in the present scenario? | 50.00 | 36.67 | 13.33 | 0.00 | 100.00 |
| 4 | Is curriculum design value based? | 41.67 | 46.67 | 11.66 | 0.00 | 100.00 |
| 5 | Is curriculum based on Regional/National needs? | 43.33 | 46.67 | 10.00 | 0.00 | 100.00 |
| 6 | Is it allied with the Institutional goals and objectives? | 40.00 | 38.33 | 21.67 | 0.00 | 100.00 |
| 7 | Are you satisfied with the faculty initiative? | 40.00 | 51.67 | 8.33 | 0.00 | 100.00 |
| 8 | Are you satisfied with the action plans for the effective implementation of the curriculum? | 41.67 | 41.67 | 16.66 | 0.00 | 100.00 |
| 9 | Are you satisfied with the ICT enabled teaching ? | 38.33 | 48.34 | 13.33 | 0.00 | 100.00 |
| 10 | Total | 408.34 | 388.35 | 103.31 | 0.00 | 700.00 |
| 11 | Average Percentage | 58.33 | 55.48 | 14.76 | 0.00 | 100.00 |

Conclusion : Alumniees are satisfied with the recent curriculum, implementation and faculty.


Co-ordinator,
 I.Q.A.C.
 Arts & Commerce College
 Madha. Dist. Solapur.




Principal,
 Arts & Commerce College
 Madha. Dist. Solapur

Rayat Shikshan Sanstha's
Arts and Commerce College, Madha,
Dist. Solapur.

Alumni's Feedback on Design and Review of Syllabus
(2016-17)

Conclusion:-

1. 70.69% of the alumnae are given very good, 27.59% are given good and 1.72% states that satisfactory remark for curriculum design suitable for meeting the overall development of students. 0% alumnae are unsatisfactory.
2. The curriculum develop the global competence of students, it is strongly agreed by 51.72% and agreed by 37.93% of the alumnae. It means 89.65% alumnae are agreed the curriculum develop the global competence of students.
3. 53.45% are given the remark very good and 34.48% are given good that the curriculum suitable for employability in the present scenario. Only 1.72% alumnae are given unsatisfactory remark.
4. The curriculum designs are value based. It is remarked as very good by 37.93% and good by 48.28% by the alumnae. Only 1.72% alumnae are given unsatisfactory remark.
5. 46.55% alumnae are strongly agreed and 37.93% alumnae agreed the curriculum based on Regional/National needs, but only 13.80% of the alumnae are satisfactory and Only 1.72% alumnae are given unsatisfactory remark.
6. 43.10% alumnae are remarked as very good and 48.28% alumnae are remarked as good that the syllabus are allied with the Institutional goals and objectives, , but only 8.62% alumnae are satisfactory.
7. 44.83% alumnae are remarked as very good and 39.66% alumnae are remarked as good that they are satisfied with the faculty initiative. 15.51% alumnae are satisfactory.
8. 34.48% alumnae are remarked as very good and 55.17% alumnae are remarked as good that they are satisfied with the action plans for the effective implementation of the curriculum. 10.35% of the alumnae are remarked as satisfactory.
9. 43.10% alumnae are remarked as very good and 43.10% alumnae are remarked as good that they are satisfied with the ICT enabled teaching. 12.08% of the alumnae are remarked as satisfactory. Only 1.72% alumnae are given unsatisfactory remark.

The final conclusion is that the alumnae are appreciated with the recent curriculum, implementation and initiative taken by faculty.


Co-ordinator,
I.Q.A.C.
Arts & Commerce College
Madha, Dist. Solapur.





Principal,
Arts & Commerce College
Madha, Dist. Solapur

Rayat Shikshan Sanstha's
Arts and Commerce College, Madha,
Dist. Solapur.

Alumni's Feedback on Design and Review of Syllabus
Analysis (2016-17)

| Sr. No. | Particular | In Percentage | | | | Total |
|---------|---|---------------|--------|--------------|----------------|--------|
| | | Very Good | Good | Satisfactory | Unsatisfactory | |
| 1 | Is the curriculum design suitable for meeting the overall development of students? | 70.69 | 27.59 | 1.72 | 0.00 | 100.00 |
| 2 | Does the curriculum develop the global competence of students? | 51.72 | 37.93 | 10.35 | 0.00 | 100.00 |
| 3 | Is the curriculum suitable for employability in the present scenario? | 53.45 | 34.48 | 10.35 | 1.72 | 100.00 |
| 4 | Is curriculum design value based? | 37.93 | 48.28 | 12.07 | 1.72 | 100.00 |
| 5 | Is curriculum based on Regional/National needs? | 46.55 | 37.93 | 13.80 | 1.72 | 100.00 |
| 6 | Is it allied with the Institutional goals and objectives? | 43.10 | 48.28 | 8.62 | 0.00 | 100.00 |
| 7 | Are you satisfied with the faculty initiative? | 44.83 | 39.66 | 15.51 | 0.00 | 100.00 |
| 8 | Are you satisfied with the action plans for the effective implementation of the curriculum? | 34.48 | 55.17 | 10.35 | 0.00 | 100.00 |
| 9 | Are you satisfied with the ICT enabled teaching ? | 43.10 | 43.10 | 12.08 | 1.72 | 100.00 |
| 10 | Total | 425.85 | 372.42 | 94.85 | 6.88 | 700.00 |
| 11 | Average Percentage | 60.84 | 53.20 | 13.55 | 0.98 | 100.00 |

Conclusion : Alumnies are satisfied with the recent curriculum, implementation and faculty.


Co-ordinator,
I.Q.A.C.
Arts & Commerce College
Madha. Dist. Solapur.




Principal,
Arts & Commerce College
Madha. Dist. Solapur

Rayat Shikshan Sanstha's
Arts and Commerce College, Madha,
Dist. Solapur.

Alumni's Feedback on Design and Review of Syllabus
(2015-16)

Conclusion:-

1. 75.71% of the alumnae are given very good, 21.43% are given good and 2.86% states that satisfactory remark for curriculum design suitable for meeting the overall development of students. 0% alumnae are unsatisfactory.
2. The curriculum develop the global competence of students, it is strongly agreed by 44.29% and agreed by 48.57% of the alumnae. It means 92.57% alumnae are agreed the curriculum develop the global competence of students.
3. 55.71% are given the remark very good and 32.86% are given good that the curriculum suitable for employability in the present scenario. Only 11.43% alumnae are given satisfactory remark.
4. The curriculum designs are value based. It is remarked as very good by 50% and good by 37.14% by the alumnae. 12.86% state that they are satisfactory.
5. 47.14% alumnae are strongly agreed and 38.57% alumnae agreed the curriculum based on Regional/National needs, but only 14.29% of the alumnae are satisfactory.
6. 35.71% alumnae are remarked as very good and 54.29% alumnae are remarked as good that the syllabus are allied with the Institutional goals and objectives, , but only 10% alumnae are satisfactory.
7. 48.57% alumnae are remarked as very good and 32.86% alumnae are remarked as good that they are satisfied with the faculty initiative. 18.57% alumnae are satisfactory.
8. 44.29% alumnae are remarked as very good and 50% alumnae are remarked as good that they are satisfied with the action plans for the effective implementation of the curriculum. 5.71% of the alumnae are remarked as satisfactory.
9. 48.57% alumnae are remarked as very good and 31.43% alumnae are remarked as good that they are satisfied with the ICT enabled teaching. 20% of the alumnae are remarked as satisfactory.

The final conclusion is that the alumnae are appreciated with the recent curriculum, implementation and initiative taken by faculty.


Co-ordinator,
I.Q.A.C.
Arts & Commerce College
Madha. Dist. Solapur.




Principal,
Arts & Commerce College
Madha. Dist. Solapur

Rayat Shikshan Sanstha's
Arts and Commerce College, Madha,
 Dist. Solapur.
**Alumni's Feedback on Design and Review of Syllabus
 Analysis (2015-16)**

| Sr. No. | Particular | In Percentage | | | | |
|---------|---|---------------|--------|--------------|----------------|--------|
| | | Very Good | Good | Satisfactory | Unsatisfactory | Total |
| 1 | Is the curriculum design suitable for meeting the overall development of students? | 75.71 | 21.43 | 2.86 | 0.00 | 100.00 |
| 2 | Does the curriculum develop the global competence of students? | 44.29 | 48.57 | 7.14 | 0.00 | 100.00 |
| 3 | Is the curriculum suitable for employability in the present scenario? | 55.71 | 32.86 | 11.43 | 0.00 | 100.00 |
| 4 | Is curriculum design value based? | 50.00 | 37.14 | 12.86 | 0.00 | 100.00 |
| 5 | Is curriculum based on Regional/National needs? | 47.14 | 38.57 | 14.29 | 0.00 | 100.00 |
| 6 | Is it allied with the Institutional goals and objectives? | 35.71 | 54.29 | 10.00 | 0.00 | 100.00 |
| 7 | Are you satisfied with the faculty initiative? | 48.57 | 32.86 | 18.57 | 0.00 | 100.00 |
| 8 | Are you satisfied with the action plans for the effective implementation of the curriculum? | 44.29 | 50.00 | 5.71 | 0.00 | 100.00 |
| 9 | Are you satisfied with the ICT enabled teaching ? | 48.57 | 31.43 | 20.00 | 0.00 | 100.00 |
| 10 | Total | 449.99 | 347.15 | 102.86 | 0.00 | 700.00 |
| 11 | Average Percentage | 64.28 | 49.59 | 14.69 | 0.00 | 100.00 |

Conclusion : Alumnies are satisfied with the recent curriculum, implementation and faculty.


Co-ordinator,
 I.Q.A.C.
 Arts & Commerce College
 Madha. Dist. Solapur.




Principal,
 Arts & Commerce College
 Madha. Dist. Solapur

Rayat Shikshan Sanstha's
Arts and Commerce College, Madha,
Dist. Solapur.


**Alumni's Feedback on Design and Review of Syllabus
(2014-15)**

Conclusion:-

1. 85% of the alumnae are given very good, 11.25% are given good and 3.75% states that satisfactory remark for curriculum design suitable for meeting the overall development of students. 0% alumnae are unsatisfactory.
2. The curriculum develop the global competence of students, it is strongly agreed by 35% and agreed by 63.75% of the alumnae. It means 98.75% alumnae are agreed the curriculum develop the global competence of students.
3. 71.25% are given the remark very good and 23.75% are given good that the curriculum suitable for employability in the present scenario. Only 5% alumnae are given satisfactory remark.
4. The curriculum designs are value based. It is remarked as very good by 32.50% and good by 57.50% by the alumnae.
5. 67.50% alumnae are strongly agreed and 28.75% alumnae agreed the curriculum based on Regional/National needs, but only 3.75% of the alumnae are satisfactory.
6. 26.25% alumnae are remarked as very good and 62.50% alumnae are remarked as good that the syllabus are allied with the Institutional goals and objectives, , but only 10% alumnae are satisfactory.
7. 72.50% alumnae are remarked as very good and 18.75% alumnae are remarked as good that they are satisfied with the faculty initiative. 8.75% alumnae are satisfactory.
8. 32.50% alumnae are remarked as very good and 57.50% alumnae are remarked as good that they are satisfied with the action plans for the effective implementation of the curriculum. 10% of the alumnae are remarked as satisfactory.
9. 53.75% alumnae are remarked as very good and 33.75% alumnae are remarked as good that they are satisfied with the ICT enabled teaching. 12.50% of the alumnae are remarked as satisfactory.

The final conclusion is that the alumnae are appreciated with the recent curriculum, implementation and initiative taken-by faculty.


Co-ordinator,
I.Q.A.C.
Arts & Commerce College
Madha. Dist. Solapur.




Principal,
Arts & Commerce College
Madha. Dist. Solapur

Rayat Shikshan Sanstha's
Arts and Commerce College, Madha,
Dist. Solapur.

Alumni's Feedback on Design and Review of Syllabus
Analysis (2014-15)

| Sr. No. | Particular | In Percentage | | | | Total |
|---------|---|---------------|--------|--------------|----------------|--------|
| | | Very Good | Good | Satisfactory | Unsatisfactory | |
| 1 | Is the curriculum design suitable for meeting the overall development of students? | 85.00 | 11.25 | 3.75 | 0.00 | 100.00 |
| 2 | Does the curriculum develop the global competence of students? | 35.00 | 63.75 | 1.25 | 0.00 | 100.00 |
| 3 | Is the curriculum suitable for employability in the present scenario? | 71.25 | 23.75 | 5.00 | 0.00 | 100.00 |
| 4 | Is curriculum design value based? | 32.50 | 57.50 | 10.00 | 0.00 | 100.00 |
| 5 | Is curriculum based on Regional/National needs? | 67.50 | 28.75 | 3.75 | 0.00 | 100.00 |
| 6 | Is it allied with the Institutional goals and objectives? | 26.25 | 62.50 | 11.25 | 0.00 | 100.00 |
| 7 | Are you satisfied with the faculty initiative? | 72.50 | 18.75 | 8.75 | 0.00 | 100.00 |
| 8 | Are you satisfied with the action plans for the effective implementation of the curriculum? | 32.50 | 57.50 | 10.00 | 0.00 | 100.00 |
| 9 | Are you satisfied with the ICT enabled teaching ? | 53.75 | 33.75 | 12.50 | 0.00 | 100.00 |
| 10 | Total | 476.25 | 357.50 | 66.25 | 0.00 | 700.00 |
| 11 | Average Percentage | 68.04 | 51.07 | 9.46 | 0.00 | 100.00 |

Conclusion : Alumniees are satisfied with the recent curriculum, implementation and faculty.


Co-ordinator,
I.Q.A.C.
Arts & Commerce College
Madha. Dist. Solapur.




Principal,
Arts & Commerce College
Madha. Dist. Solapur

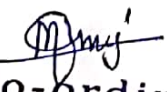
Rayat Shikshan Sanstha's
Arts and Commerce College, Madha,
Dist. Solapur.

Alumni's Feedback on Syllabus
(2018-19)

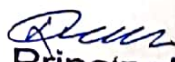
Conclusion:-

1. 82.35% of the alumnae are given very good, 15.67% are given good and 1.96% states that satisfactory remark for curriculum design suitable for meeting the overall development of students.
2. The curriculum develop the global competence of students, it is strongly agreed by 37.25% and agreed by 56.87% of the alumnae. It means 94.12% alumnae are agreed the curriculum develop the global competence of students. Only 5.88% alumnae are given satisfactory remark.
3. 49.02% are given the remark very good and 37.25% are given good that the curriculum suitable for employability in the present scenario. Only 13.73% alumnae are given satisfactory remark.
4. The curriculum designs are value based. It is remarked as very good by 43.14% and good by 43.14% by the alumnae. Only 13.72% alumnae are given satisfactory remark.
5. 27.45% alumnae are strongly agreed and 54.90% alumnae agreed the curriculum based on Regional/National needs, but only 15.69% of the alumnae are satisfactory.
6. 49.02% alumnae are remarked as very good and 33.33% alumnae are remarked as good that the syllabus are allied with the Institutional goals and objectives, , but only 17.65% alumnae are satisfactory.
7. 50.98% alumnae are remarked as very good and 35.29% alumnae are remarked as good that they are satisfied with the faculty initiative. 13.73% alumnae are satisfactory.
8. 49.02% alumnae are remarked as very good and 41.18% alumnae are remarked as good that they are satisfied with the action plans for the effective implementation of the curriculum. 7.84% of the alumnae are remarked as satisfactory.
9. 41.18% alumnae are remarked as very good and 33.33% alumnae are remarked as good that they are satisfied with the ICT enabled teaching. 25.49% of the alumnae are remarked as satisfactory.

The final conclusion is that the alumnae are appreciated with the recent curriculum, implementation and initiative taken by faculty.


Co-ordinator,
I.Q.A.C.
Arts & Commerce College,
Madha, Dist. Solapur.





Principal,
Arts & Commerce College
Madha, Dist. Solapur


Rayat Shikshan Sanstha's
Arts and Commerce College, Madha,
 Dist. Solapur.
Alumni's Feedback on Curriculum (2018-19)
Analysis

| Sr. No. | Particular | In Percentage | | | | Total |
|---------|---|---------------|--------|--------------|----------------|--------|
| | | Very Good | Good | Satisfactory | Unsatisfactory | |
| 1 | Is the curriculum design suitable for meeting the overall development of students? | 82.35 | 15.69 | 1.96 | 0.00 | 100.00 |
| 2 | Does the curriculum develop the global competence of students? | 37.25 | 56.87 | 5.88 | 0.00 | 100.00 |
| 3 | Is the curriculum suitable for employability in the present scenario? | 49.02 | 37.25 | 13.73 | 0.00 | 100.00 |
| 4 | Is curriculum design value based? | 43.14 | 43.14 | 13.72 | 0.00 | 100.00 |
| 5 | Is curriculum based on Regional/National needs? | 27.45 | 54.90 | 15.69 | 1.96 | 100.00 |
| 6 | Is it allied with the Institutional goals and objectives? | 49.02 | 33.33 | 17.65 | 0.00 | 100.00 |
| 7 | Are you satisfied with the faculty initiative? | 50.98 | 35.29 | 13.73 | 0.00 | 100.00 |
| 8 | Are you satisfied with the action plans for the effective implementation of the curriculum? | 49.02 | 41.18 | 7.84 | 1.96 | 100.00 |
| 9 | Are you satisfied with the ICT enabled teaching ? | 41.18 | 33.33 | 25.49 | 0.00 | 100.00 |
| 10 | Total | 429.41 | 350.98 | 115.69 | 3.92 | 700.00 |
| 11 | Average Percentage | 61.34 | 50.14 | 16.53 | 0.56 | 100.00 |

Conclusion : Alumniees are satisfied with the recent curriculum, implementation and faculty.


Co-ordinator,
 I.Q.A.C.
 Arts & Commerce College,
 Madha. Dist. Solapur. .




Principal,
 Arts & Commerce College
 Madha. Dist. Solapur


Rayat Shikshan Sanstha's
Arts and Commerce College, Madha,
Dist. Solapur.

Alumni's Feedback on Syllabus
(2017-18)


Conclusion:-

1. 66.67% of the alumnae are given very good, 30% are given good and 3.33% states that satisfactory remark for curriculum design suitable for meeting the overall development of students. 0% alumnae are unsatisfactory.
2. The curriculum develop the global competence of students, it is strongly agreed by 46.67% and agreed by 48.33% of the alumnae. It means 95% alumnae are agreed the curriculum develop the global competence of students.
3. 50% are given the remark very good and 36.67% are given good that the curriculum suitable for employability in the present scenario. Only 13.33% alumnae are given satisfactory remark.
4. The curriculum designs are value based. It is remarked as very good by 41.67% and good by 46.67% by the alumnae.
5. 43.33% alumnae are strongly agreed and 46.67% alumnae agreed the curriculum based on Regional/National needs, but only 10% of the alumnae are satisfactory.
6. 40% alumnae are remarked as very good and 38.33% alumnae are remarked as good that the syllabus are allied with the Institutional goals and objectives, but only 21.67% alumnae are satisfactory.
7. 40% alumnae are remarked as very good and 51.67% alumnae are remarked as good that they are satisfied with the faculty initiative. 8.33% alumnae are satisfactory.
8. 41.67% alumnae are remarked as very good and 41.67% alumnae are remarked as good that they are satisfied with the action plans for the effective implementation of the curriculum. 16.66% of the alumnae are remarked as satisfactory.
9. 38.33% alumnae are remarked as very good and 48.34% alumnae are remarked as good that they are satisfied with the ICT enabled teaching. 13.33% of the alumnae are remarked as satisfactory.

The final conclusion is that the alumnae are appreciated with the recent curriculum, implementation and initiative taken by faculty.


CO-ordinator,
I.Q.A.C.
Arts & Commerce College,
Madha. Dist. Solapur.





Principal,
Arts & Commerce College
Madha. Dist. Solapur


Rayat Shikshan Sanstha's
Arts and Commerce College, Madha,
 Dist. Solapur.
Alumni's Feedback on Curriculum (2017-18)
Analysis

| Sr. No. | Particular | In Percentage | | | | Total |
|---------|---|---------------|--------|--------------|----------------|--------|
| | | Very Good | Good | Satisfactory | Unsatisfactory | |
| 1 | Is the curriculum design suitable for meeting the overall development of students? | 66.67 | 30.00 | 3.33 | 0.00 | 100.00 |
| 2 | Does the curriculum develop the global competence of students? | 46.67 | 48.33 | 5.00 | 0.00 | 100.00 |
| 3 | Is the curriculum suitable for employability in the present scenario? | 50.00 | 36.67 | 13.33 | 0.00 | 100.00 |
| 4 | Is curriculum design value based? | 41.67 | 46.67 | 11.66 | 0.00 | 100.00 |
| 5 | Is curriculum based on Regional/National needs? | 43.33 | 46.67 | 10.00 | 0.00 | 100.00 |
| 6 | Is it allied with the Institutional goals and objectives? | 40.00 | 38.33 | 21.67 | 0.00 | 100.00 |
| 7 | Are you satisfied with the faculty initiative? | 40.00 | 51.67 | 8.33 | 0.00 | 100.00 |
| 8 | Are you satisfied with the action plans for the effective implementation of the curriculum? | 41.67 | 41.67 | 16.66 | 0.00 | 100.00 |
| 9 | Are you satisfied with the ICT enabled teaching ? | 38.33 | 48.34 | 13.33 | 0.00 | 100.00 |
| 10 | Total | 408.34 | 388.35 | 103.31 | 0.00 | 700.00 |
| 11 | Average Percentage | 58.33 | 55.48 | 14.76 | 0.00 | 100.00 |

Conclusion : Alumnies are satisfied with the recent curriculum, implementation and faculty.


Co-ordinator,
 I.Q.A.C.
 Arts & Commerce College,
 Madha. Dist. Solapur.




Principal,
 Arts & Commerce College
 Madha. Dist. Solapur


Rayat Shikshan Sanstha's
Arts and Commerce College, Madha,
Dist. Solapur.

**Alumni's Feedback on Syllabus
(2016-17)**


Conclusion:-

1. 70.69% of the alumnae are given very good, 27.59% are given good and 1.72% states that satisfactory remark for curriculum design suitable for meeting the overall development of students. 0% alumnae are unsatisfactory.
2. The curriculum develop the global competence of students, it is strongly agreed by 51.72% and agreed by 37.93% of the alumnae. It means 89.65% alumnae are agreed the curriculum develop the global competence of students.
3. 53.45% are given the remark very good and 34.48% are given good that the curriculum suitable for employability in the present scenario. Only 1.72% alumnae are given unsatisfactory remark.
4. The curriculum designs are value based. It is remarked as very good by 37.93% and good by 48.28% by the alumnae. Only 1.72% alumnae are given unsatisfactory remark.
5. 46.55% alumnae are strongly agreed and 37.93% alumnae agreed the curriculum based on Regional/National needs, but only 13.80% of the alumnae are satisfactory and Only 1.72% alumnae are given unsatisfactory remark.
6. 43.10% alumnae are remarked as very good and 48.28% alumnae are remarked as good that the syllabus are allied with the Institutional goals and objectives, , but only 8.62% alumnae are satisfactory.
7. 44.83% alumnae are remarked as very good and 39.66% alumnae are remarked as good that they are satisfied with the faculty initiative. 15.51% alumnae are satisfactory.
8. 34.48% alumnae are remarked as very good and 55.17% alumnae are remarked as good that they are satisfied with the action plans for the effective implementation of the curriculum. 10.35% of the alumnae are remarked as satisfactory.
9. 43.10% alumnae are remarked as very good and 43.10% alumnae are remarked as good that they are satisfied with the ICT enabled teaching. 12.08% of the alumnae are remarked as satisfactory. Only 1.72% alumnae are given unsatisfactory remark.

The final conclusion is that the alumnae are appreciated with the recent curriculum, implementation and initiative taken by faculty.


Co-ordinator,
I.Q.A.C.
Arts & Commerce College,
Madha. Dist. Solapur.





Principal,
Arts & Commerce College
Madha. Dist. Solapur


Rayat Shikshan Sanstha's
Arts and Commerce College, Madha,
 Dist. Solapur.
Alumni's Feedback on Curriculum (2016-17)
Analysis

| Sr. No. | Particular | In Percentage | | | | Total |
|---------|---|---------------|--------|--------------|----------------|--------|
| | | Very Good | Good | Satisfactory | Unsatisfactory | |
| 1 | Is the curriculum design suitable for meeting the overall development of students? | 70.69 | 27.59 | 1.72 | 0.00 | 100.00 |
| 2 | Does the curriculum develop the global competence of students? | 51.72 | 37.93 | 10.35 | 0.00 | 100.00 |
| 3 | Is the curriculum suitable for employability in the present scenario? | 53.45 | 34.48 | 10.35 | 1.72 | 100.00 |
| 4 | Is curriculum design value based? | 37.93 | 48.28 | 12.07 | 1.72 | 100.00 |
| 5 | Is curriculum based on Regional/National needs? | 46.55 | 37.93 | 13.80 | 1.72 | 100.00 |
| 6 | Is it allied with the Institutional goals and objectives? | 43.10 | 48.28 | 8.62 | 0.00 | 100.00 |
| 7 | Are you satisfied with the faculty initiative? | 44.83 | 39.66 | 15.51 | 0.00 | 100.00 |
| 8 | Are you satisfied with the action plans for the effective implementation of the curriculum? | 34.48 | 55.17 | 10.35 | 0.00 | 100.00 |
| 9 | Are you satisfied with the ICT enabled teaching ? | 43.10 | 43.10 | 12.08 | 1.72 | 100.00 |
| 10 | Total | 425.85 | 372.42 | 94.85 | 6.88 | 700.00 |
| 11 | Average Percentage | 60.84 | 53.20 | 13.55 | 0.98 | 100.00 |

Conclusion : Alumnies are satisfied with the recent curriculum, implementation and faculty.


Co-ordinator,
 I.Q.A.C.
 Arts & Commerce College,
 Madha. Dist. Solapur.




Principal,
 Arts & Commerce College
 Madha. Dist. Solapur


Rayat Shikshan Sanstha's
Arts and Commerce College, Madha,
Dist. Solapur.

**Alumni's Feedback on Syllabus
(2015-16)**


Conclusion:-

1. 75.71% of the alumnae are given very good, 21.43% are given good and 2.86% states that satisfactory remark for curriculum design suitable for meeting the overall development of students. 0% alumnae are unsatisfactory.
2. The curriculum develop the global competence of students, it is strongly agreed by 44.29% and agreed by 48.57% of the alumnae. It means 92.57% alumnae are agreed the curriculum develop the global competence of students.
3. 55.71% are given the remark very good and 32.86% are given good that the curriculum suitable for employability in the present scenario. Only 11.43% alumnae are given satisfactory remark.
4. The curriculum designs are value based. It is remarked as very good by 50% and good by 37.14% by the alumnae. 12.86% state that they are satisfactory.
5. 47.14% alumnae are strongly agreed and 38.57% alumnae agreed the curriculum based on Regional/National needs, but only 14.29% of the alumnae are satisfactory.
6. 35.71% alumnae are remarked as very good and 54.29% alumnae are remarked as good that the syllabus are allied with the Institutional goals and objectives, , but only 10% alumnae are satisfactory.
7. 48.57% alumnae are remarked as very good and 32.86% alumnae are remarked as good that they are satisfied with the faculty initiative. 18.57% alumnae are satisfactory.
8. 44.29% alumnae are remarked as very good and 50% alumnae are remarked as good that they are satisfied with the action plans for the effective implementation of the curriculum. 5.71% of the alumnae are remarked as satisfactory.
9. 48.57% alumnae are remarked as very good and 31.43% alumnae are remarked as good that they are satisfied with the ICT enabled teaching. 20% of the alumnae are remarked as satisfactory.

The final conclusion is that the alumnae are appreciated with the recent curriculum, implementation and initiative taken by faculty.


Co-ordinator,
I. Q. A. C.
Arts & Commerce College,
Madha. Dist. Solapur.





Principal,
Arts & Commerce College
Madha. Dist. Solapur


Rayat Shikshan Sanstha's
Arts and Commerce College, Madha,
 Dist. Solapur.
Alumni's Feedback on Curriculum (2015-16)
Analysis

| Sr. No. | Particular | In Percentage | | | | Total |
|---------|---|---------------|--------|--------------|----------------|--------|
| | | Very Good | Good | Satisfactory | Unsatisfactory | |
| 1 | Is the curriculum design suitable for meeting the overall development of students? | 75.71 | 21.43 | 2.86 | 0.00 | 100.00 |
| 2 | Does the curriculum develop the global competence of students? | 44.29 | 48.57 | 7.14 | 0.00 | 100.00 |
| 3 | Is the curriculum suitable for employability in the present scenario? | 55.71 | 32.86 | 11.43 | 0.00 | 100.00 |
| 4 | Is curriculum design value based? | 50.00 | 37.14 | 12.86 | 0.00 | 100.00 |
| 5 | Is curriculum based on Regional/National needs? | 47.14 | 38.57 | 14.29 | 0.00 | 100.00 |
| 6 | Is it allied with the Institutional goals and objectives? | 35.71 | 54.29 | 10.00 | 0.00 | 100.00 |
| 7 | Are you satisfied with the faculty initiative? | 48.57 | 32.86 | 18.57 | 0.00 | 100.00 |
| 8 | Are you satisfied with the action plans for the effective implementation of the curriculum? | 44.29 | 50.00 | 5.71 | 0.00 | 100.00 |
| 9 | Are you satisfied with the ICT enabled teaching ? | 48.57 | 31.43 | 20.00 | 0.00 | 100.00 |
| 10 | Total | 449.99 | 347.15 | 102.86 | 0.00 | 700.00 |
| 11 | Average Percentage | 64.28 | 49.59 | 14.69 | 0.00 | 100.00 |

Conclusion : Alumniees are satisfied with the recent curriculum, implementation and faculty.


Co-ordinator,
 I.Q.A.C.
 Arts & Commerce College,
 Madha. Dist. Solapur.




Principal,
 Arts & Commerce College
 Madha. Dist. Solapur


Rayat Shikshan Sanstha's
Arts and Commerce College, Madha,
Dist. Solapur.

**Alumni's Feedback on Syllabus
(2014-15)**


Conclusion:-

1. 85% of the alumnae are given very good, 11.25% are given good and 3.75% states that satisfactory remark for curriculum design suitable for meeting the overall development of students. 0% alumnae are unsatisfactory.
2. The curriculum develop the global competence of students, it is strongly agreed by 35% and agreed by 63.75% of the alumnae. It means 98.75% alumnae are agreed the curriculum develop the global competence of students.
3. 71.25% are given the remark very good and 23.75% are given good that the curriculum suitable for employability in the present scenario. Only 5% alumnae are given satisfactory remark.
4. The curriculum designs are value based. It is remarked as very good by 32.50% and good by 57.50% by the alumnae.
5. 67.50% alumnae are strongly agreed and 28.75% alumnae agreed the curriculum based on Regional/National needs, but only 3.75% of the alumnae are satisfactory.
6. 26.25% alumnae are remarked as very good and 62.50% alumnae are remarked as good that the syllabus are allied with the Institutional goals and objectives, , but only 10% alumnae are satisfactory.
7. 72.50% alumnae are remarked as very good and 18.75% alumnae are remarked as good that they are satisfied with the faculty initiative. 8.75% alumnae are satisfactory.
8. 32.50% alumnae are remarked as very good and 57.50% alumnae are remarked as good that they are satisfied with the action plans for the effective implementation of the curriculum. 10% of the alumnae are remarked as satisfactory.
9. 53.75% alumnae are remarked as very good and 33.75% alumnae are remarked as good that they are satisfied with the ICT enabled teaching. 12.50% of the alumnae are remarked as satisfactory.

The final conclusion is that the alumnae are appreciated with the recent curriculum, implementation and initiative taken by faculty.


Co-ordinator,
I. Q. A. C.
Arts & Commerce College,
Madha. Dist. Solapur.





Principal,
Arts & Commerce College
Madha. Dist. Solapur


Rayat Shikshan Sanstha's
Arts and Commerce College, Madha,
 Dist. Solapur.
Alumni's Feedback on Curriculum (2014-15)
Analysis

| Sr. No. | Particular | In Percentage | | | | Total |
|---------|---|---------------|--------|--------------|----------------|--------|
| | | Very Good | Good | Satisfactory | Unsatisfactory | |
| 1 | Is the curriculum design suitable for meeting the overall development of students? | 85.00 | 11.25 | 3.75 | 0.00 | 100.00 |
| 2 | Does the curriculum develop the global competence of students? | 35.00 | 63.75 | 1.25 | 0.00 | 100.00 |
| 3 | Is the curriculum suitable for employability in the present scenario? | 71.25 | 23.75 | 5.00 | 0.00 | 100.00 |
| 4 | Is curriculum design value based? | 32.50 | 57.50 | 10.00 | 0.00 | 100.00 |
| 5 | Is curriculum based on Regional/National needs? | 67.50 | 28.75 | 3.75 | 0.00 | 100.00 |
| 6 | Is it allied with the Institutional goals and objectives? | 26.25 | 62.50 | 11.25 | 0.00 | 100.00 |
| 7 | Are you satisfied with the faculty initiative? | 72.50 | 18.75 | 8.75 | 0.00 | 100.00 |
| 8 | Are you satisfied with the action plans for the effective implementation of the curriculum? | 32.50 | 57.50 | 10.00 | 0.00 | 100.00 |
| 9 | Are you satisfied with the ICT enabled teaching ? | 53.75 | 33.75 | 12.50 | 0.00 | 100.00 |
| 10 | Total | 476.25 | 357.50 | 66.25 | 0.00 | 700.00 |
| 11 | Average Percentage | 68.04 | 51.07 | 9.46 | 0.00 | 100.00 |

Conclusion : Alumniees are satisfied with the recent curriculum, implementation and faculty.


Co-ordinator,
 I.Q.A.C.
 Arts & Commerce College,
 Madha, Dist. Solapur.




Principal,
 Arts & Commerce College
 Madha, Dist. Solapur


Rayat Shikshan Sanstha's
Arts and Commerce College, Madha,
Dist. Solapur.

**Employers Feedback on Syllabus
(2018-19)**

Conclusion:-

1. The employer response in regard with the communication skill of the students is satisfactory.
2. The students are able to solve the problems at the work place. The response of employers is 14.28% very happy, 71.43% happy and 14.29% satisfied.
3. The employers are satisfied and happy for working of the students as the part of team.
4. The employers are satisfied and happy for creative response to work place challenges accepted by the students.
5. The employers are satisfied in regard with planning and organization skills of student.
6. 28.57% are given the remark very happy, 42.86% are given happy and 28.57% as satisfied for Self-motivated and taking on appropriate level of responsibility.
7. The opinion of employers is the students always ready to accept new ideas and learning new techniques.
8. The ability of students to manage leadership qualities is very nice.
9. The response in regard with innovativeness and creativity of students is 14.29% satisfied, 42.86% happy and 42.85% for very happy.
10. Involvement of students in social activities is very good.
11. The ability of students to take up extra responsibility is very nice.
12. The response of employer in regards with the obligation to work beyond schedules if required is 14.29% very happy, 57.14% happy and 28.57% satisfactory.
13. The employers are satisfied with the syllabus.

The final conclusion is that the employers are satisfied with the ability, skill and devotion to work of students. The employers have suggested that the internship and hands on training should be enhanced.



Co-ordinator,
I.Q.A.C.
Arts & Commerce College
Madha. Dist. Solapur.





Principal,
Arts & Commerce College
Madha. Dist. Solapur

Rayat Shikshan Sanstha's
Arts and Commerce College, Madha,
Dist. Solapur.
Employer's Feedback on Syllabus (2018-19)
Analysis

| Sr. No. | Particular | In Percentage | | | | | Total |
|---------|--|--------------------|---------------|-----------|--------|------------|---------|
| | | Far From Satisfied | Not Satisfied | Satisfied | Happy | Very Happy | |
| 1 | General communication skill | 0.00 | 0.00 | 100.00 | 0.00 | 0.00 | 100.00 |
| 2 | Developing practical solution to work place problems | 0.00 | 0.00 | 14.29 | 71.43 | 14.28 | 100.00 |
| 3 | Working as part of a team | 0.00 | 0.00 | 28.57 | 28.57 | 42.86 | 100.00 |
| 4 | Creative in response to workplace challenges | 0.00 | 0.00 | 14.29 | 28.57 | 57.14 | 100.00 |
| 5 | Their planning and organization skill | 0.00 | 0.00 | 42.86 | 57.14 | 0.00 | 100.00 |
| 6 | Self-motivated and taking on appropriate level of responsibility | 0.00 | 0.00 | 28.57 | 42.86 | 28.57 | 100.00 |
| 7 | Open to new ideas and learning new techniques | 0.00 | 0.00 | 42.86 | 28.57 | 28.57 | 100.00 |
| 8 | Ability to manage leadership qualities | 0.00 | 0.00 | 14.29 | 57.14 | 28.57 | 100.00 |
| 9 | Innovativeness and creativity | 0.00 | 0.00 | 14.29 | 42.86 | 42.85 | 100.00 |
| 10 | Involvement in social activities | 0.00 | 0.00 | 57.14 | 28.57 | 14.29 | 100.00 |
| 11 | Ability to take up extra responsibility | 0.00 | 0.00 | 14.29 | 42.86 | 42.85 | 100.00 |
| 12 | Obligation to work beyond schedules if required | 0.00 | 0.00 | 28.57 | 57.14 | 14.29 | 100.00 |
| 13 | Relevance of the syllabus | 0.00 | 0.00 | 57.14 | 0.00 | 42.86 | 100.00 |
| 14 | Total | 0.00 | 0.00 | 457.16 | 485.71 | 357.13 | 1300.00 |
| 15 | Average Percentage | 0.00 | 0.00 | 35.17 | 37.36 | 27.47 | 100.00 |


Co-ordinator,
I.Q.A.C.
Arts & Commerce College,
Madha. Dist. Solapur.




Principal,
Arts & Commerce College
Madha. Dist. Solapur


Rayat Shikshan Sanstha's
Arts and Commerce College, Madha,
Dist. Solapur.

Employers Feedback on Syllabus
(2017-18)

Conclusion:-

1. The employer response in regard with the communication skill of the students is 71.43% satisfactory and 14.29% happy and 14.28% very happy. 0% response for far from satisfied and not satisfied.
2. The students are able to solve the problems at the work place. The response of employers is 14.28% very happy, 71.43% happy and 14.29% satisfied.
3. The employers are satisfied and happy for working of the students as the part of team.
4. The employers are satisfied and happy for creative response to work place challenges accepted by the students.
5. The employers are satisfied in regard with planning and organization skills of student.
6. 14.28% are given the remark very happy, 42.86% are given happy and satisfactory for Self-motivated and taking on appropriate level of responsibility.
7. The opinion of employers is the students always ready to accept new ideas and learning new techniques.
8. The ability of students to manage leadership qualities is very nice.
9. The response in regard with innovativeness and creativity of students is 14.29% satisfied, 28.57% happy and 57.14% for very happy.
10. Involvement of students in social activities is very good.
11. The ability of students to take up extra responsibility is very nice.
12. The response of employer in regards with the obligation to work beyond schedules if required is 42.85% very happy, 42.86% happy and 14.29% satisfactory.
13. The employers are satisfied with the syllabus.

The final conclusion is that the employers are satisfied with the ability, skill and devotion to work of students. The employers have suggested that the internship and hands on training should be enhanced.



Co-ordinator,
I.Q.A.C.
Arts & Commerce College
Madha. Dist. Solapur.





Principal,
Arts & Commerce College
Madha. Dist. Solapur

Rayat Shikshan Sanstha's
Arts and Commerce College, Madha,
 Dist. Solapur.
Employer's Feedback on Syllabus (2017-18)
Analysis

| Sr. No. | Particular | In Percentage | | | | | Total |
|---------|--|--------------------|---------------|-----------|--------|------------|---------|
| | | Far From Satisfied | Not Satisfied | Satisfied | Happy | Very Happy | |
| 1 | General communication skill | 0.00 | 0.00 | 71.43 | 14.29 | 14.28 | 100.00 |
| 2 | Developing practical solution to work place problems | 0.00 | 0.00 | 14.29 | 71.43 | 14.28 | 100.00 |
| 3 | Working as part of a team | 0.00 | 0.00 | 42.86 | 42.86 | 14.28 | 100.00 |
| 4 | Creative in response to workplace challenges | 0.00 | 0.00 | 28.57 | 28.57 | 42.86 | 100.00 |
| 5 | Their planning and organization skill | 0.00 | 0.00 | 28.57 | 57.14 | 14.29 | 100.00 |
| 6 | Self-motivated and taking on appropriate level of responsibility | 0.00 | 0.00 | 42.86 | 42.86 | 14.28 | 100.00 |
| 7 | Open to new ideas and learning new techniques | 0.00 | 0.00 | 28.57 | 28.57 | 42.86 | 100.00 |
| 8 | Ability to manage leadership qualities | 0.00 | 0.00 | 57.14 | 28.57 | 14.29 | 100.00 |
| 9 | Innovativeness and creativity | 0.00 | 0.00 | 14.29 | 28.57 | 57.14 | 100.00 |
| 10 | Involvement in social activities | 0.00 | 0.00 | 42.86 | 42.86 | 14.28 | 100.00 |
| 11 | Ability to take up extra responsibility | 0.00 | 0.00 | 28.57 | 42.86 | 28.57 | 100.00 |
| 12 | Obligation to work beyond schedules if required | 0.00 | 0.00 | 14.29 | 42.86 | 42.85 | 100.00 |
| 13 | Relevance of the syllabus | 0.00 | 0.00 | 71.43 | 28.57 | 0.00 | 100.00 |
| 14 | Total | 0.00 | 0.00 | 485.73 | 500.01 | 314.26 | 1300.00 |
| 15 | Average Percentage | 0.00 | 0.00 | 37.36 | 38.46 | 24.17 | 100.00 |


Co-ordinator,
 I.Q.A.C.
 Arts & Commerce College,
 Madha. Dist. Solapur.




Principal,
 Arts & Commerce College
 Madha. Dist. Solapur


Rayat Shikshan Sanstha's
Arts and Commerce College, Madha,
Dist. Solapur.

Employers Feedback on Syllabus
(2016-17)

Conclusion:-

1. The employer response in regard with the communication skill of the students is satisfactory.
2. The students are able to solve the problems at the work place. The response of employers is 42.86% very happy, 57.14% happy.
3. The employers are satisfied and happy for working of the students as the part of team.
4. The employers are satisfied and happy for creative response to work place challenges accepted by the students.
5. The employers are satisfied in regard with planning and organization skills of student.
6. 28.57% are given the remark very happy, 28.57% are given happy and 42.86% as satisfied for Self-motivated and taking on appropriate level of responsibility.
7. The opinion of employers is the students always ready to accept new ideas and learning new techniques.
8. The ability of students to manage leadership qualities is very nice.
9. The response in regard with innovativeness and creativity of students is 57.14% satisfied and 42.86% for very happy.
10. Involvement of students in social activities is very good.
11. The ability of students to take up extra responsibility is very nice.
12. The response of employer in regards with the obligation to work beyond schedules if required is 57.14% very happy, 14.29% happy and 28.57% satisfactory.
13. The employers are satisfied with the syllabus.

The final conclusion is that the employers are satisfied with the ability, skill and devotion to work of students. The employers have suggested that the internship and hands on training should be enhanced.



Co-ordinator,
I. Q. A. C.
Arts & Commerce College
Madha. Dist. Solapur.





Principal,
Arts & Commerce College
Madha. Dist. Solapur

Rayat Shikshan Sanstha's
Arts and Commerce College, Madha,
 Dist. Solapur.
Employer's Feedback on Syllabus (2016-17)
Analysis

| Sr. No. | Particular | In Percentage | | | | | Total |
|---------|--|--------------------|---------------|-----------|--------|------------|---------|
| | | Far From Satisfied | Not Satisfied | Satisfied | Happy | Very Happy | |
| 1 | General communication skill | 0.00 | 0.00 | 100.00 | 0.00 | 0.00 | 100.00 |
| 2 | Developing practical solution to work place problems | 0.00 | 0.00 | 0.00 | 57.14 | 42.86 | 100.00 |
| 3 | Working as part of a team | 0.00 | 0.00 | 42.86 | 28.57 | 28.57 | 100.00 |
| 4 | Creative in response to workplace challenges | 0.00 | 0.00 | 42.86 | 0.00 | 57.14 | 100.00 |
| 5 | Their planning and organization skill | 0.00 | 0.00 | 14.29 | 57.14 | 28.57 | 100.00 |
| 6 | Self-motivated and taking on appropriate level of responsibility | 0.00 | 0.00 | 42.86 | 28.57 | 28.57 | 100.00 |
| 7 | Open to new ideas and learning new techniques | 0.00 | 0.00 | 42.86 | 28.57 | 28.57 | 100.00 |
| 8 | Ability to manage leadership qualities | 0.00 | 0.00 | 0.00 | 71.43 | 28.57 | 100.00 |
| 9 | Innovativeness and creativity | 0.00 | 0.00 | 57.14 | 0.00 | 42.86 | 100.00 |
| 10 | Involvement in social activities | 0.00 | 0.00 | 0.00 | 71.43 | 28.57 | 100.00 |
| 11 | Ability to take up extra responsibility | 0.00 | 0.00 | 42.86 | 28.57 | 28.57 | 100.00 |
| 12 | Obligation to work beyond schedules if required | 0.00 | 0.00 | 28.57 | 14.29 | 57.14 | 100.00 |
| 13 | Relevance of the syllabus | 0.00 | 0.00 | 42.86 | 28.57 | 28.57 | 100.00 |
| 14 | Total | 0.00 | 0.00 | 457.16 | 414.28 | 428.56 | 1300.00 |
| 15 | Average Percentage | 0.00 | 0.00 | 35.17 | 31.87 | 32.97 | 100.00 |


Co-ordinator,
 I.Q.A.C.
 Arts & Commerce College,
 Madha. Dist. Solapur.




Principal,
 Arts & Commerce College
 Madha. Dist. Solapur


Rayat Shikshan Sanstha's
Arts and Commerce College, Madha,
Dist. Solapur.

**Employers Feedback on Syllabus
(2015-16)**


Conclusion:-

1. The employer response in regard with the communication skill of the students is 50% satisfactory, 12.50% happy and 37.50% very happy. 0% response for far from satisfied and not satisfied.
2. The students are able to solve the problems at the work place. The response of employers is 25% very happy, 50% happy and 25% satisfied.
3. The employers are satisfied and happy for working of the students as the part of team.
4. The employers are satisfied and happy for creative response to work place challenges accepted by the students.
5. The employers are satisfied in regard with planning and organization skills of students.
6. 37.50% are given the remark very happy, happy and 25% as satisfied for Self-motivated and taking on appropriate level of responsibility.
7. The opinion of employers is the students always ready to accept new ideas and learning new techniques.
8. The ability of students to manage leadership qualities is very nice.
9. The response in regard with innovativeness and creativity of students is 25% satisfied and 37.50% for satisfied and happy.
10. Involvement of students in social activities is very good.
11. The ability of students to take up extra responsibility is very nice.
12. The response of employer in regards with the obligation to work beyond schedules if required is 37.50% very happy, 25% happy and 37.50% for satisfactory.
13. The employers are satisfied with the syllabus.

The final conclusion is that the employers are satisfied with the ability, skill and devotion to work of students. The employers have suggested that the internship and hands on training should be enhanced.


Co-ordinator,
I.Q.A.C.
Arts & Commerce College
Madha. Dist. Solapur.




Principal,
Arts & Commerce College
Madha. Dist. Solapur


Rayat Shikshan Sanstha's
Arts and Commerce College, Madha, Dist. Solapur.
Employer's Feedback on Syllabus (2015-16)
Analysis

| Sr. No. | Particular | In Percentage | | | | | Total |
|---------|--|--------------------|---------------|-----------|--------|------------|---------|
| | | Far From Satisfied | Not Satisfied | Satisfied | Happy | Very Happy | |
| 1 | General communication skill | 0.00 | 0.00 | 50.00 | 12.50 | 37.50 | 100.00 |
| 2 | Developing practical solution to work place problems | 0.00 | 0.00 | 25.00 | 50.00 | 25.00 | 100.00 |
| 3 | Working as part of a team | 0.00 | 0.00 | 25.00 | 37.50 | 37.50 | 100.00 |
| 4 | Creative in response to workplace challenges | 0.00 | 0.00 | 12.50 | 37.50 | 50.00 | 100.00 |
| 5 | Their planning and organization skill | 0.00 | 0.00 | 37.50 | 50.00 | 12.50 | 100.00 |
| 6 | Self-motivated and taking on appropriate level of responsibility | 0.00 | 0.00 | 25.00 | 37.50 | 37.50 | 100.00 |
| 7 | Open to new ideas and learning new techniques | 0.00 | 0.00 | 37.50 | 50.00 | 12.50 | 100.00 |
| 8 | Ability to manage leadership qualities | 0.00 | 0.00 | 25.00 | 12.50 | 62.50 | 100.00 |
| 9 | Innovativeness and creativity | 0.00 | 0.00 | 25.00 | 37.50 | 37.50 | 100.00 |
| 10 | Involvement in social activities | 0.00 | 0.00 | 25.00 | 50.00 | 25.00 | 100.00 |
| 11 | Ability to take up extra responsibility | 0.00 | 0.00 | 25.00 | 50.00 | 25.00 | 100.00 |
| 12 | Obligation to work beyond schedules if required | 0.00 | 0.00 | 37.50 | 25.00 | 37.50 | 100.00 |
| 13 | Relevance of the syllabus | 0.00 | 0.00 | 25.00 | 37.50 | 37.50 | 100.00 |
| 14 | Total | 0.00 | 0.00 | 375.00 | 487.50 | 437.50 | 1300.00 |
| 15 | Average Percentage | 0.00 | 0.00 | 28.85 | 37.50 | 33.65 | 100.00 |


Co-ordinator,
I.Q.A.C.

Arts & Commerce College,
Madha. Dist. Solapur.




Principal,

Arts & Commerce College
Madha. Dist. Solapur


Rayat Shikshan Sanstha's
Arts and Commerce College, Madha,
Dist. Solapur.

Employers Feedback on Syllabus
(2014-15)

Conclusion:-

1. The employer response in regard with the communication skill of the students is 50% satisfactory and 25% happy and very happy. 0% response for far from satisfied and not satisfied.
2. The students are able to solve the problems at the work place. The response of employers is 25% very happy, 50% happy and 25% satisfied.
3. The employers are satisfied and happy for working of the students as the part of team.
4. The employers are satisfied and happy for creative response to work place challenges accepted by the students.
5. The employers are satisfied in regard with planning and organization skills of students.
6. 37.50% are given the remark very happy, 50% are given happy and 12.50% as satisfied for Self-motivated and taking on appropriate level of responsibility.
7. The opinion of employers is the students always ready to accept new ideas and learning new techniques.
8. The ability of students to manage leadership qualities is very nice.
9. The response in regard with innovativeness and creativity of students is 37.50% satisfied and happy and 25% for very happy.
10. Involvement of students in social activities is very good.
11. The ability of students to take up extra responsibility is very nice.
12. The response of employer in regards with the obligation to work beyond schedules if required is 25% very happy, 37.50% happy and satisfactory.
13. The employers are satisfied with the syllabus.

The final conclusion is that the employers are satisfied with the ability, skill and devotion to work of students. The employers have suggested that the internship and hands on training should be enhanced.



Co-ordinator,
I.Q.A.C.
Arts & Commerce College
Madha. Dist. Solapur.





Principal,
Arts & Commerce College
Madha. Dist. Solapur

Rajat Shikshan Sanstha's
Arts and Commerce College, Madha, Dist. Solapur.
Employer's Feedback on Syllabus (2014-15)
Analysis

| Sr. No. | Particular | In Percentage | | | | | Total |
|---------|--|--------------------|---------------|-----------|--------|------------|---------|
| | | Far From Satisfied | Not Satisfied | Satisfied | Happy | Very Happy | |
| 1 | General communication skill | 0.00 | 0.00 | 50.00 | 25.00 | 25.00 | 100.00 |
| 2 | Developing practical solution to work place problems | 0.00 | 0.00 | 25.00 | 50.00 | 25.00 | 100.00 |
| 3 | Working as part of a team | 0.00 | 0.00 | 25.00 | 37.50 | 37.50 | 100.00 |
| 4 | Creative in response to workplace challenges | 0.00 | 0.00 | 50.00 | 25.00 | 25.00 | 100.00 |
| 5 | Their planning and organization skill | 0.00 | 0.00 | 37.50 | 37.50 | 25.00 | 100.00 |
| 6 | Self-motivated and taking on appropriate level of responsibility | 0.00 | 0.00 | 12.50 | 50.00 | 37.50 | 100.00 |
| 7 | Open to new ideas and learning new techniques | 0.00 | 0.00 | 37.50 | 50.00 | 12.50 | 100.00 |
| 8 | Ability to manage leadership qualities | 0.00 | 0.00 | 25.00 | 37.50 | 37.50 | 100.00 |
| 9 | Innovativeness and creativity | 0.00 | 0.00 | 37.50 | 37.50 | 25.00 | 100.00 |
| 10 | Involvement in social activities | 0.00 | 0.00 | 12.50 | 37.50 | 50.00 | 100.00 |
| 11 | Ability to take up extra responsibility | 0.00 | 0.00 | 25.00 | 37.50 | 37.50 | 100.00 |
| 12 | Obligation to work beyond schedules if required | 0.00 | 0.00 | 37.50 | 37.50 | 25.00 | 100.00 |
| 13 | Relevance of the syllabus | 0.00 | 0.00 | 25.00 | 37.50 | 37.50 | 100.00 |
| 14 | Total | 0.00 | 0.00 | 400.00 | 500.00 | 400.00 | 1300.00 |
| 15 | Average Percentage | 0.00 | 0.00 | 30.77 | 38.46 | 30.77 | 100.00 |


Co-ordinator,
I.Q.A.C.
Arts & Commerce College,
Madha. Dist. Solapur.




Principal,
Arts & Commerce College
Madha. Dist. Solapur


Rayat Shikshan Sanstha's
Arts and Commerce College, Madha,
Dist. Solapur.

**Student's Feedback on Design and Review of Syllabus
(2018-19)**

Conclusion:-

1. 88.89% of the students are satisfied and only 11.11% students are not satisfied with the present's syllabus.
2. 66.67% students want some changes in the syllabus.
3. 73.02% students are feel that the syllabus is up to the mark.
4. 88.89% students are satisfied with the selected course.
5. 74.60% students say that they get practical knowledge from the present syllabus.

In short students are satisfied with the present's syllabus.



Co-ordinator,
I.Q.A.C.
Arts & Commerce College
Madha. Dist. Solapur.




Principal,
Arts & Commerce College
Madha. Dist. Solapur

Rayat Shikshan Sanstha's
Arts and Commerce College, Madha,
Dist. Solapur.
**Student's Feedback on Design and Review of Syllabus
Analysis (2018-19)**

| Sr. No. | Particular | In Percentage | | |
|---------|--|---------------|--------|--------|
| | | Yes | No | Total |
| 1 | Are you satisfied with the present syllabus? | 88.89 | 11.11 | 100.00 |
| 2 | Do you expect some changes in the syllabus? | 66.67 | 33.33 | 100.00 |
| 3 | Do you feel that the syllabus is up to the mark? | 73.02 | 26.98 | 100.00 |
| 4 | Are you satisfied with the present course you have selected? | 88.89 | 11.11 | 100.00 |
| 5 | Do you get practical knowledge from the present syllabus? | 74.60 | 25.40 | 100.00 |
| 6 | Total | 392.07 | 107.93 | 500.00 |
| 7 | Average Percentage | 78.41 | 21.59 | 100.00 |


Co-ordinator,
I.Q.A.C.
Arts & Commerce College
Madha, Dist. Solapur.




Principal,
Arts & Commerce College
Madha, Dist. Solapur

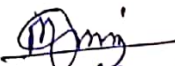
Rayat Shikshan Sanstha's
Arts and Commerce College, Madha,
Dist. Solapur.

**Student's Feedback on Design and Review of Syllabus
(2017-18)**

Conclusion:-

1. 80.65% of the students are satisfied and only 19.35% students are not satisfied with the present's syllabus.
2. 67.74% students want some changes in the syllabus.
3. 69.35% students are feel that the syllabus is up to the mark.
4. 74.19% students are satisfied with the selected course.
5. 69.35% students say that they get practical knowledge from the present syllabus.

In short students are satisfied with the present's syllabus.



Co-ordinator,
I.Q.A.C.
Arts & Commerce College
Madha. Dist. Solapur.





Principal,
Arts & Commerce College
Madha. Dist. Solapur

Rayat Shikshan Sanstha's
Arts and Commerce College, Madha,
Dist. Solapur.
**Student's Feedback on Design and Review of Syllabus
Analysis (2017-18)**

| Sr. No. | Particular | In Percentage | | |
|---------|--|---------------|--------|--------|
| | | Yes | No | Total |
| 1 | Are you satisfied with the present syllabus? | 80.65 | 19.35 | 100.00 |
| 2 | Do you expect some changes in the syllabus? | 67.74 | 32.26 | 100.00 |
| 3 | Do you feel that the syllabus is up to the mark? | 69.35 | 30.65 | 100.00 |
| 4 | Are you satisfied with the present course you have selected? | 74.19 | 25.81 | 100.00 |
| 5 | Do you get practical knowledge from the present syllabus? | 69.35 | 30.65 | 100.00 |
| 6 | Total | 361.28 | 138.72 | 500.00 |
| 7 | Average Percentage | 72.26 | 27.74 | 100.00 |


Co-ordinator,
I.Q.A.C.
Arts & Commerce College
Madha. Dist. Solapur.




Principal,
Arts & Commerce College
Madha. Dist. Solapur

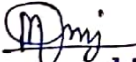
Rayat Shikshan Sanstha's
Arts and Commerce College, Madha,
Dist. Solapur.

Student's Feedback on Design and Review of Syllabus
(2016-17)

Conclusion:-

1. 82.26% of the students are satisfied and only 17.74% students are not satisfied with the present's syllabus.
2. 64.52% students want some changes in the syllabus.
3. 61.29% students are feel that the syllabus is up to the mark.
4. 74.29% students are satisfied with the selected course.
5. 80.65% students say that they get practical knowledge from the present syllabus.

In short students are satisfied with the present's syllabus.


Co-ordinator,
I.Q.A.C.
Arts & Commerce College
Madha. Dist. Solapur.

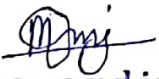




Principal,
Arts & Commerce College
Madha. Dist. Solapur

Rayat Shikshan Sanstha's
Arts and Commerce College, Madha,
Dist. Solapur.

Student's Feedback on Design and Review of Syllabus
Analysis (2016-17)

| Sr. No. | Particular | In Percentage | | |
|---------|--|---------------|--------|--------|
| | | Yes | No | Total |
| 1 | Are you satisfied with the present syllabus? | 82.26 | 17.74 | 100.00 |
| 2 | Do you expect some changes in the syllabus? | 64.52 | 35.48 | 100.00 |
| 3 | Do you feel that the syllabus is up to the mark? | 61.29 | 38.71 | 100.00 |
| 4 | Are you satisfied with the present course you have selected? | 74.29 | 25.71 | 100.00 |
| 5 | Do you get practical knowledge from the present syllabus? | 80.65 | 19.35 | 100.00 |
| 6 | Total | 363.01 | 136.99 | 500.00 |
| 7 | Average Percentage | 72.60 | 27.40 | 100.00 |


Co-ordinator,
I.Q.A.C.,
Arts & Commerce College
Madha. Dist. Solapur.




Principal,
Arts & Commerce College
Madha. Dist. Solapur


Rayat Shikshan Sanstha's
Arts and Commerce College, Madha,
Dist. Solapur.

Student's Feedback on Design and Review of Syllabus
(2015-16)

Conclusion:-

1. 81.82% of the students are satisfied and only 18.18% students are not satisfied with the present's syllabus.
2. 61.76% students want some changes in the syllabus.
3. 60.29% students are feel that the syllabus is up to the mark.
4. 77.94% students are satisfied with the selected course.
5. 84.85% students say that they get practical knowledge from the present syllabus.

In short students are satisfied with the presents syllabus.

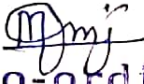

Co-ordinator,
I.Q.A.C.
Arts & Commerce College
Madha. Dist. Solapur.




Principal,
Arts & Commerce College
Madha. Dist. Solapur

Rayat Shikshan Sanstha's
Arts and Commerce College, Madha,
 Dist. Solapur.
**Student's Feedback on Design and Review of Syllabus
 Analysis (2015-16)**

| Sr. No. | Particular | In Percentage | | |
|---------|--|---------------|--------|--------|
| | | Yes | No | Total |
| 1 | Are you satisfied with the present syllabus? | 81.82 | 18.18 | 100.00 |
| 2 | Do you expect some changes in the syllabus? | 61.76 | 38.24 | 100.00 |
| 3 | Do you feel that the syllabus is up to the mark? | 60.29 | 39.71 | 100.00 |
| 4 | Are you satisfied with the present course you have selected? | 77.94 | 22.06 | 100.00 |
| 5 | Do you get practical knowledge from the present syllabus? | 84.85 | 15.15 | 100.00 |
| 6 | Total | 366.66 | 133.34 | 500.00 |
| 7 | Average Percentage | 73.33 | 26.67 | 100.00 |


Co-ordinator,
 I.Q.A.C.
 Arts & Commerce College
 Madha. Dist. Solapur.




Principal,
 Arts & Commerce College
 Madha. Dist. Solapur

Rayat Shikshan Sanstha's
Arts and Commerce College, Madha,
Dist. Solapur.

Student's Feedback on Design and Review of Syllabus
(2014-15)

Conclusion:-

1. 83.33% of the students are satisfied and only 16.67% students are not satisfied with the present's syllabus.
2. 62.12% students want some changes in the syllabus.
3. 60.61% students are feel that the syllabus is up to the mark.
4. 81.82% students are satisfied with the selected course.
5. 84.85% students say that they get practical knowledge from the present syllabus.

In short students are satisfied with the presents syllabus.


Co-ordinator,
I.Q.A.C.
Arts & Commerce College
Madha. Dist. Solapur.





Principal,
Arts & Commerce College
Madha. Dist. Solapur

Rayat Shikshan Sanstha's
Arts and Commerce College, Madha,
Dist. Solapur.

Student's Feedback on Design and Review of Syllabus
Analysis (2014-15)

| Sr. No. | Particular | In Percentage | | |
|---------|--|---------------|--------|--------|
| | | Yes | No | Total |
| 1 | Are you satisfied with the present syllabus? | 83.33 | 16.67 | 100.00 |
| 2 | Do you expect some changes in the syllabus? | 62.12 | 37.88 | 100.00 |
| 3 | Do you feel that the syllabus is up to the mark? | 60.61 | 39.39 | 100.00 |
| 4 | Are you satisfied with the present course you have selected? | 81.82 | 18.18 | 100.00 |
| 5 | Do you get practical knowledge from the present syllabus? | 84.85 | 15.15 | 100.00 |
| 6 | Total | 372.73 | 127.27 | 500.00 |
| 7 | Average Percentage | 74.55 | 25.45 | 100.00 |


Co-ordinator,
I.Q.A.C.
Arts & Commerce College
Madha. Dist. Solapur.




Principal,
Arts & Commerce College
Madha. Dist. Solapur

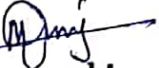
Rayat Shikshan Sanstha's
Arts and Commerce College, Madha,
Dist. Solapur.

Student's Feedback on Syllabus
(2018-19)


Conclusion:-

1. 88.89% of the students are satisfied and only 11.11% students are not satisfied with the present's syllabus.
2. 66.67% students want some changes in the syllabus.
3. 73.02% students are feel that the syllabus is up to the mark.
4. 88.89% students are satisfied with the selected course.
5. 74.60% students say that they get practical knowledge from the present syllabus.

In short students are satisfied with the present's syllabus.



Co-ordinator,
I.Q.A.C.
Arts & Commerce College
Madha. Dist. Solapur.




Principal,
Arts & Commerce College
Madha. Dist. Solapur

Rayat Shikshan Sanstha's
Arts and Commerce College, Madha,
Dist. Solapur.
Students Feedback on Curriculum (2018-19)
Analysis

| Sr. No. | Particular | In Percentage | | |
|---------|--|---------------|--------|--------|
| | | Yes | No | Total |
| 1 | Are you satisfied with the present syllabus? | 88.89 | 11.11 | 100.00 |
| 2 | Do you expect some changes in the syllabus? | 66.67 | 33.33 | 100.00 |
| 3 | Do you feel that the syllabus is up to the mark? | 73.02 | 26.98 | 100.00 |
| 4 | Are you satisfied with the present course you have selected? | 88.89 | 11.11 | 100.00 |
| 5 | Do you get practical knowledge from the present syllabus? | 74.60 | 25.40 | 100.00 |
| 6 | Total | 392.07 | 107.93 | 500.00 |
| 7 | Average Percentage | 78.41 | 21.59 | 100.00 |


Co-ordinator,
I.Q.A.C.
Arts & Commerce College,
Madha. Dist. Solapur.




Principal,
Arts & Commerce College
Madha. Dist. Solapur


Rayat Shikshan Sanstha's
Arts and Commerce College, Madha,
Dist. Solapur.

Student's Feedback on Syllabus
(2017-18)


Conclusion:-

1. 80.65% of the students are satisfied and only 19.35% students are not satisfied with the present's syllabus.
2. 67.74% students want some changes in the syllabus.
3. 69.35% students are feel that the syllabus is up to the mark.
4. 74.19% students are satisfied with the selected course.
5. 69.35% students say that they get practical knowledge from the present syllabus.

In short students are satisfied with the present's syllabus.



Co-ordinator,
I.Q.A.C.
Arts & Commerce College
Madha. Dist. Solapur.





Principal,
Arts & Commerce College
Madha. Dist. Solapur

Rayat Shikshan Sanstha's
Arts and Commerce College, Madha,
Dist. Solapur.
Students Feedback on Curriculum (2017-18)
Analysis

| Sr. No. | Particular | In Percentage | | |
|---------|--|---------------|--------|--------|
| | | Yes | No | Total |
| 1 | Are you satisfied with the present syllabus? | 80.65 | 19.35 | 100.00 |
| 2 | Do you expect some changes in the syllabus? | 67.74 | 32.26 | 100.00 |
| 3 | Do you feel that the syllabus is up to the mark? | 69.35 | 30.65 | 100.00 |
| 4 | Are you satisfied with the present course you have selected? | 74.19 | 25.81 | 100.00 |
| 5 | Do you get practical knowledge from the present syllabus? | 69.35 | 30.65 | 100.00 |
| 6 | Total | 361.28 | 138.72 | 500.00 |
| 7 | Average Percentage | 72.26 | 27.74 | 100.00 |


Co-ordinator,
I.Q.A.C.
Arts & Commerce College,
Madha. Dist. Solapur.




Principal,
Arts & Commerce College
Madha. Dist. Solapur


Rayat Shikshan Sanstha's
Arts and Commerce College, Madha,
Dist. Solapur.

Student's Feedback on Syllabus
(2016-17)

Conclusion:-

1. 82.26% of the students are satisfied and only 17.74% students are not satisfied with the present's syllabus.
2. 64.52% students want some changes in the syllabus.
3. 61.29% students are feel that the syllabus is up to the mark.
4. 74.29% students are satisfied with the selected course.
5. 80.65% students say that they get practical knowledge from the present syllabus.

In short students are satisfied with the present's syllabus.


Co-ordinator,
I.Q.A.C.
Arts & Commerce College
Madha. Dist. Solapur.





Principal,
Arts & Commerce College
Madha. Dist. Solapur

Rayat Shikshan Sanstha's
Arts and Commerce College, Madha,
Dist. Solapur.

Students Feedback on Curriculum (2016-17)

Analysis

| Sr. No. | Particular | In Percentage | | |
|---------|--|---------------|--------|--------|
| | | Yes | No | Total |
| 1 | Are you satisfied with the present syllabus? | 82.26 | 17.74 | 100.00 |
| 2 | Do you expect some changes in the syllabus? | 64.52 | 35.48 | 100.00 |
| 3 | Do you feel that the syllabus is up to the mark? | 61.29 | 38.71 | 100.00 |
| 4 | Are you satisfied with the present course you have selected? | 74.29 | 25.71 | 100.00 |
| 5 | Do you get practical knowledge from the present syllabus? | 80.65 | 19.35 | 100.00 |
| 6 | Total | 363.01 | 136.99 | 500.00 |
| 7 | Average Percentage | 72.60 | 27.40 | 100.00 |


Co-ordinator,
I.Q.A.C.
Arts & Commerce College,
Madha. Dist. Solapur.




Principal,
Arts & Commerce College
Madha. Dist. Solapur


Rayat Shikshan Sanstha's
Arts and Commerce College, Madha,
Dist. Solapur.

Student's Feedback on Syllabus
(2015-16)

Conclusion:-

1. 81.82% of the students are satisfied and only 18.18% students are not satisfied with the present's syllabus.
2. 61.76% students want some changes in the syllabus.
3. 60.29% students are feel that the syllabus is up to the mark.
4. 77.94% students are satisfied with the selected course.
5. 84.85% students say that they get practical knowledge from the present syllabus.

In short students are satisfied with the presents syllabus.

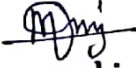

Co-ordinator,
I.Q.A.C.
Arts & Commerce College
Madha. Dist. Solapur.





Principal,
Arts & Commerce College
Madha. Dist. Solapur

Rayat Shikshan Sanstha's
Arts and Commerce College, Madha,
Dist. Solapur.
Students Feedback on Curriculum (2015-16)
Analysis

| Sr. No. | Particular | In Percentage | | |
|---------|--|---------------|--------|--------|
| | | Yes | No | Total |
| 1 | Are you satisfied with the present syllabus? | 81.82 | 18.18 | 100.00 |
| 2 | Do you expect some changes in the syllabus? | 61.76 | 38.24 | 100.00 |
| 3 | Do you feel that the syllabus is up to the mark? | 60.29 | 39.71 | 100.00 |
| 4 | Are you satisfied with the present course you have selected? | 77.94 | 22.06 | 100.00 |
| 5 | Do you get practical knowledge from the present syllabus? | 84.85 | 15.15 | 100.00 |
| 6 | Total | 366.66 | 133.34 | 500.00 |
| 7 | Average Percentage | 73.33 | 26.67 | 100.00 |


Co-ordinator,
I.Q.A.C.
Arts & Commerce College
Madha. Dist. Solapur.




Principal,
Arts & Commerce College
Madha. Dist. Solapur

Rayat Shikshan Sanstha's
Arts and Commerce College, Madha,
Dist. Solapur.

Student's Feedback on Syllabus
(2014-15)


Conclusion:-

1. 83.33% of the students are satisfied and only 16.67% students are not satisfied with the present's syllabus.
2. 62.12% students want some changes in the syllabus.
3. 60.61% students are feel that the syllabus is up to the mark.
4. 81.82% students are satisfied with the selected course.
5. 84.85% students say that they get practical knowledge from the present syllabus.

In short students are satisfied with the presents syllabus.



Co-ordinator,
I.Q.A.C.
Arts & Commerce College
Madha. Dist. Solapur.




Principal,
Arts & Commerce College
Madha. Dist. Solapur

Rayat Shikshan Sanstha's
Arts and Commerce College, Madha,
Dist. Solapur.
Students Feedback on Curriculum (2014-15)
Analysis

| Sr. No. | Particular | In Percentage | | |
|---------|--|---------------|--------|--------|
| | | Yes | No | Total |
| 1 | Are you satisfied with the present syllabus? | 83.33 | 16.67 | 100.00 |
| 2 | Do you expect some changes in the syllabus? | 62.12 | 37.88 | 100.00 |
| 3 | Do you feel that the syllabus is up to the mark? | 60.61 | 39.39 | 100.00 |
| 4 | Are you satisfied with the present course you have selected? | 81.82 | 18.18 | 100.00 |
| 5 | Do you get practical knowledge from the present syllabus? | 84.85 | 15.15 | 100.00 |
| 6 | Total | 372.73 | 127.27 | 500.00 |
| 7 | Average Percentage | 74.55 | 25.45 | 100.00 |


Co-ordinator,
I.Q.A.C.
Arts & Commerce College,
Madha. Dist. Solapur.




Principal,
Arts & Commerce College
Madha. Dist. Solapur

Estd : 1970



" Education Through Self-help is our motto" - **Karmaveer**

Rayat Shikshan Sanstha's

ARTS & COMMERCE COLLEGE, MADHA

Dist. Solapur (Maharashtra) Pin : 413 209

Affiliated to Solapur University, Solapur

Padmabhushan Dr.Karmaveer Bhaurao Patil, D.Litt.

Jr. College Index No.
24.04.001

☎ : STD (02183)

Office : 234026

Home : 234024

Computer : 234053

Fax : 234026

Principal : **G. R. Dhaze**
Dr. Panjabrao Ronge
M.A., M.Phil., P.G.D.T.E., Ph.D.

NAAC Accredited : 'B'

E-mail : accmadha@yahoo.com.

Ref.No. : **614/2018-19**

Date : **18/3/2019**

To,

The Pro Vice-Chancellor,
Punyashlok Ahilyadevi Holakar Solapur University,
Solapur- 413255

Subject:- Suggestions for University Syllabus.

Respected Sir,

Our college has taken the teachers feedback on university syllabus. Teachers are satisfied with the recent syllabus and procedure of framing. As per the feedback received from teachers, some suggestions are considered. These are as follows-

1. Need to get opinions of all stake holders before revising syllabus, especially students, industries and society.
2. Include the research project, practical work and skill development programme.
3. Syllabus includes the practical oriented visits to historical monuments and industry.
4. Syllabus should be job oriented.

Please, take it for favourable Consideration.

Thanking you.

O/C.

R. R. R.
Principal,
Arts & Commerce College
Madha, Dist. Solapur

Phur
20/3/19
लिपिक
आचार्य विभाग
सोलापूर विद्यापीठ

Rayat Shikshan Sanstha's
Arts and Commerce College, Madha,
Dist. Solapur.


Teacher's Feedback on Syllabus
(2018-19)

Conclusion:-

1. 33.33% of the teachers are strongly agreed and 58.34% are agreed the learning objectives are clear and appropriate to the need of students. Only 8.33% teachers are disagreeing.
2. The syllabus is well organized and easy to follow, it is strongly agreed by 41.67% and agreed by 58.53% of the teacher. It means 100% teachers are agreed the syllabus is well organized and easy to follow.
3. 41.67% are strongly agreed and 50% are agreed that the syllabus would be easy for a new instructor to teach this course.
4. The study materials are easily available. It is strongly agreed by 29.17% and agreed by 66.67% by the teachers. Only 4.16% teachers are disagreeing.
5. 16.67% teachers are strongly agreed and 62.50% teachers agreed the syllabus is job oriented, but 12.50% of the teachers are disagreeing.
6. 29.17% teachers are strongly agreed and 58.33% teachers are agreed the syllabus is revised by the university as per the requirement of the stakeholders, but 8.33% teachers are disagreeing.
7. 45.83% teachers are strongly agreed and 37.50% teachers agreed, the opinions of the teaching staff are taken into consideration, while framing the syllabus. 4.17% teachers are disagreeing and 12.50% teachers are not known.

Suggestions given by Teachers:-

1. Need to get opinions of all stake holders before revising syllabus , especially students, industries and society.
2. Include the research project, practical work skill development programme etc.
3. Syllabus should include skill development aspect.
4. In the syllabus of Maratha History include the practical oriented visits to historical monuments.
5. Syllabus should be job oriented and the skill development oriented. .
6. Societal concern must involve in framing the syllabus.


Co-ordinator,
I.Q.A.C.
Arts & Commerce College,
Madha. Dist. Solapur.





Principal,
Arts & Commerce College
Madha, Dist. Solapur

Rayat Shikshan Sanstha's
Arts and Commerce College, Madha,
Dist. Solapur.
Teacher's Feedback on Syllabus (2018-19)
Analysis

| Sr. No. | Particular | In Percentage | | | | |
|---------|--|----------------|--------|----------|------------|--------|
| | | Strongly agree | Agree | Disagree | No opinion | Total |
| 1 | The learning objectives are clear and appropriate to the needs of the students. | 33.33 | 58.34 | 8.33 | 0.00 | 100.00 |
| 2 | The syllabus is well organized and easy to follow. | 41.67 | 58.33 | 0.00 | 0.00 | 100.00 |
| 3 | It would be easy for a new instructor to teach this course. | 45.83 | 50.00 | 4.17 | 0.00 | 100.00 |
| 4 | The study materials are easily available. | 29.17 | 66.67 | 4.16 | 0.00 | 100.00 |
| 5 | Syllabus is job oriented. | 16.67 | 62.50 | 12.50 | 8.33 | 100.00 |
| 6 | Syllabus is revised by the university as per the requirement of the stakeholders. | 29.17 | 58.33 | 8.33 | 4.17 | 100.00 |
| 7 | The opinions of the teaching staff are taken into consideration, while framing the syllabus. | 45.83 | 37.50 | 4.17 | 12.50 | 100.00 |
| 8 | Total | 241.67 | 391.67 | 41.66 | 25.00 | 700.00 |
| 9 | Average Percentage | 34.52 | 55.95 | 5.95 | 3.57 | 100.00 |

Conclusion : Teachers are satisfied with the recent syllabus and procedure of framing.


Co-ordinator,
I.Q.A.C.
Arts & Commerce College,
Madha, Dist. Solapur.




Principal,
Arts & Commerce College
Madha, Dist. Solapur

Rayat Shikshan Sanstha's
Arts and Commerce College, Madha,
Dist. Solapur.


Teacher's Feedback on Syllabus
(2017-18)

Conclusion:-

1. 63.64% of the teachers are strongly agreed and 36.36% are agreed the learning objectives are clear and appropriate to the need of students. It means 100% teachers are agreed.
2. The syllabus is well organized and easy to follow, it is strongly agreed by 50% and agreed by 50% of the teacher. It means 100% teachers are agreed the syllabus is well organized and easy to follow.
3. 72.73% are strongly agreed and 27.27% are agreed that the syllabus would be easy for a new instructor to teach this course.
4. The study materials are easily available. It is strongly agreed by 50% and agreed by 45.45% by the teachers. Only 4.55% teachers are disagreeing.
5. 27.27% teachers are strongly agreed and 54.55% teachers agreed the syllabus is job oriented, but 18.18% of the teachers are disagreeing.
6. 40.90% teachers are strongly agreed and 50% teachers are agreed the syllabus is revised by the university as per the requirement of the stakeholders, but 4.55% teachers are disagreeing and 4.55% teachers are no opinion..
7. 50% teachers are strongly agreed and 40.90% teachers agreed, the opinions of the teaching staff are taken into consideration, while framing the syllabus. 4.55% teachers are disagreeing and 4.55% teachers are not known.

Suggestions given by Teachers:-

1. Industrial visit should be included in syllabus.
2. Syllabus should be framed in application mode.
3. Some practical topics input in the syllabus.
4. Skill oriented education is needful.
5. Student's involvement is required before framing the syllabus. Their feedback is to be taken.
6. The traditional part in the syllabus should be converted into job oriented and skill based.
7. Syllabus should be tough.


Co-ordinator,
I.Q.A.C.
Arts & Commerce College,
Madha. Dist. Solapur.





Principal,
Arts & Commerce College
Madha. Dist. Solapur


Rayat Shikshan Sanstha's
Arts and Commerce College, Madha,
Dist. Solapur.
Teacher's Feedback on Syllabus (2017-18)


Analysis

| Sr. No. | Particular | In Percentage | | | | Total |
|---------|--|----------------|--------|----------|------------|--------|
| | | Strongly agree | Agree | Disagree | No opinion | |
| 1 | The learning objectives are clear and appropriate to the needs of the students. | 63.64 | 36.36 | 0.00 | 0.00 | 100.00 |
| 2 | The syllabus is well organized and easy to follow. | 50.00 | 50.00 | 0.00 | 0.00 | 100.00 |
| 3 | It would be easy for a new instructor to teach this course. | 72.73 | 27.27 | 0.00 | 0.00 | 100.00 |
| 4 | The study materials are easily available. | 50.00 | 45.45 | 4.55 | 0.00 | 100.00 |
| 5 | Syllabus is job oriented. | 27.27 | 54.55 | 18.18 | 0.00 | 100.00 |
| 6 | Syllabus is revised by the university as per the requirement of the stakeholders. | 40.90 | 50.00 | 4.55 | 4.55 | 100.00 |
| 7 | The opinions of the teaching staff are taken into consideration, while framing the syllabus. | 50.00 | 40.90 | 4.55 | 4.55 | 100.00 |
| 8 | Total | 354.54 | 304.53 | 31.83 | 9.10 | 700.00 |
| 9 | Average Percentage | 50.65 | 43.50 | 4.55 | 1.30 | 100.00 |

Conclusion : Teachers are satisfied with the recent syllabus and procedure of framing.


Co-ordinator,
I.Q.A.C.
Arts & Commerce College,
Madha, Dist. Solapur.




Principal,
Arts & Commerce College
Madha, Dist. Solapur

Rayat Shikshan Sanstha's
Arts and Commerce College, Madha,
Dist. Solapur.

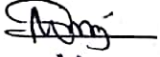
**Teacher's Feedback on Syllabus
(2016-17)**

Conclusion:-

1. 36.84% of the teachers are strongly agreed and 57.90% are agreed the learning objectives are clear and appropriate to the need of students. Only 5.26% teachers are disagreeing.
2. The syllabus is well organized and easy to follow, it is strongly agreed by 31.58% and agreed by 68.42% of the teacher. It means 100% teachers are agreed the syllabus is well organized and easy to follow.
3. 42.11% are strongly agreed and 52.63% are agreed that the syllabus would be easy for a new instructor to teach this course. Only 5.26% teachers are disagreeing.
4. The study materials are easily available. It is strongly agreed by 57.89% and agreed by 42.11% by the teachers. It means 100% teachers are agreed.
5. 15.79% teachers are strongly agreed and 78.95% teachers agreed the syllabus is job oriented, but 5.26% of the teachers are not given their opinion.
6. 57.89% teachers are strongly agreed and 31.58% teachers are agreed the syllabus is revised by the university as per the requirement of the stakeholders, but 10.53% teachers are disagreeing.
7. 36.84% teachers are strongly agreed and 77.37% teachers agreed, the opinions of the teaching staff are taken into consideration, while framing the syllabus. 5.26% teachers are disagreeing and 10.53% teachers are not known.

Suggestions given by Teachers:-

1. Educational tours should be included in syllabus.


Co-ordinator,
I.Q.A.C.
Arts & Commerce College,
Madha. Dist. Solapur.





Principal,
Arts & Commerce College
Madha. Dist. Solapur

Rayat Shikshan Sanstha's
Arts and Commerce College, Madha,
 Dist. Solapur.
Teacher's Feedback on Syllabus (2016-17)
Analysis

| Sr. No. | Particular | In Percentage | | | | Total |
|---------|--|----------------|--------|----------|------------|--------|
| | | Strongly agree | Agree | Disagree | No opinion | |
| 1 | The learning objectives are clear and appropriate to the needs of the students. | 36.84 | 57.90 | 5.26 | 0.00 | 100.00 |
| 2 | The syllabus is well organized and easy to follow. | 31.58 | 68.42 | 0.00 | 0.00 | 100.00 |
| 3 | It would be easy for a new instructor to teach this course. | 42.11 | 52.63 | 5.26 | 0.00 | 100.00 |
| 4 | The study materials are easily available. | 57.89 | 42.11 | 0.00 | 0.00 | 100.00 |
| 5 | Syllabus is job oriented. | 15.79 | 78.95 | 0.00 | 5.26 | 100.00 |
| 6 | Syllabus is revised by the university as per the requirement of the stakeholders. | 57.89 | 31.58 | 10.53 | 0.00 | 100.00 |
| 7 | The opinions of the teaching staff are taken into consideration, while framing the syllabus. | 36.84 | 47.37 | 5.26 | 10.53 | 100.00 |
| 8 | Total | 278.94 | 378.96 | 26.31 | 15.79 | 700.00 |
| 9 | Average Percentage | 39.85 | 54.14 | 3.76 | 2.26 | 100.00 |

Conclusion : Teachers are satisfied with the recent syllabus and procedure of framing.


Co-ordinator,
 I.Q.A.C.
 Arts & Commerce College,
 Madha. Dist. Solapur.




Principal,
 Arts & Commerce College
 Madha. Dist. Solapur

Rayat Shikshan Sanstha's
Arts and Commerce College, Madha,
Dist. Solapur.


**Teacher's Feedback on Syllabus
(2015-16)**

Conclusion:-


1. 47.62% of the teachers are strongly agreed and 52.38% are agreed the learning objectives are clear and appropriate to the need of students. It means 100% teachers are agreed.
2. The syllabus is well organized and easy to follow, it is strongly agreed by 42.86% and agreed by 2.38% of the teacher. Only 4.16% teachers are disagreeing.
3. 19.05% are strongly agreed and 80.95% are agreed that the syllabus would be easy for a new instructor to teach this course. It means 100% teachers are agreed that syllabus is well organized and easy to follow.
4. The study materials are easily available. It is strongly agreed by 57.14% and agreed by 38.10% by the teachers. Only 4.76% teachers are disagreeing.
5. 19.05% teachers are strongly agreed and 76.19% teachers agreed the syllabus is job oriented, but 4.46% of the teachers are not opinion.
6. 42.86% teachers are strongly agreed and 47.62% teachers are agreed the syllabus is revised by the university as per the requirement of the stakeholders, but 9.52% teachers are disagreeing.
7. 42.86% teachers are strongly agreed and 33.33% teachers agreed, the opinions of the teaching staff are taken into consideration, while framing the syllabus. 9.52% teachers are disagreeing and 14.29% teachers are not known.

Suggestions given by Teachers:-

1. Historical place should be included in syllabus
2. In syllabus revised by stakeholder addition practical approach and tour report should be included.


Co-ordinator,
I.Q.A.C.
Arts & Commerce College,
Madha. Dist. Solapur.





Principal,
Arts & Commerce College,
Madha. Dist. Solapur

Rayat Shikshan Sanstha's
Arts and Commerce College, Madha,
 Dist. Solapur.
Teacher's Feedback on Syllabus (2015-16)
Analysis

| Sr. No. | Particular | In Percentage | | | | Total |
|---------|--|----------------|--------|----------|------------|--------|
| | | Strongly agree | Agree | Disagree | No opinion | |
| 1 | The learning objectives are clear and appropriate to the needs of the students. | 47.62 | 52.38 | 0.00 | 0.00 | 100.00 |
| 2 | The syllabus is well organized and easy to follow. | 42.86 | 52.38 | 4.76 | 0.00 | 100.00 |
| 3 | It would be easy for a new instructor to teach this course. | 19.05 | 80.95 | 0.00 | 0.00 | 100.00 |
| 4 | The study materials are easily available. | 57.14 | 38.10 | 4.76 | 0.00 | 100.00 |
| 5 | Syllabus is job oriented. | 19.05 | 76.19 | 0.00 | 4.46 | 99.70 |
| 6 | Syllabus is revised by the university as per the requirement of the stakeholders. | 42.86 | 47.62 | 9.52 | 0.00 | 100.00 |
| 7 | The opinions of the teaching staff are taken into consideration, while framing the syllabus. | 42.86 | 33.33 | 9.52 | 14.29 | 100.00 |
| 8 | Total | 271.44 | 380.95 | 28.56 | 18.75 | 699.70 |
| 9 | Average Percentage | 38.78 | 54.42 | 4.08 | 2.68 | 99.96 |

Conclusion : Teachers are satisfied with the recent syllabus and procedure of framing.


Co-ordinator,
 I.Q.A.C.
 Arts & Commerce College,
 Madha. Dist. Solapur.





Principal,
 Arts & Commerce College
 Madha. Dist. Solapur

Rayat Shikshan Sanstha's
Arts and Commerce College, Madha.
Teacher's Feedback on Syllabus (2015-16)
Analysis


| Sr.No. | Question No. | | | | | | |
|--------|--------------|-----|-------|------|------|-----|-------|
| | One | Two | Three | Four | Five | Six | Seven |
| 1 | a | a | b | a | b | a | a |
| 2 | a | b | b | b | b | b | b |
| 3 | a | b | b | a | a | b | a |
| 4 | b | b | a | b | b | b | b |
| 5 | a | b | a | b | a | a | b |
| 6 | b | a | b | a | b | b | d |
| 7 | b | a | b | b | d | b | c |
| 8 | a | a | b | b | b | a | d |
| 9 | b | b | b | b | b | b | d |
| 10 | a | a | b | a | a | b | a |
| 11 | b | a | b | a | b | a | b |
| 12 | b | b | a | a | b | a | a |
| 13 | b | b | b | a | b | a | b |
| 14 | b | b | b | a | b | a | a |
| 15 | a | a | b | a | a | b | a |
| 16 | a | b | b | a | b | c | b |
| 17 | a | a | a | b | b | a | a |
| 18 | b | b | b | a | b | a | b |
| 19 | b | c | b | c | b | c | c |
| 20 | b | a | b | b | b | b | a |
| 21 | a | b | b | a | b | b | a |

Suggestion given by Faculties:-

1. Historical place should be included in syllabus
2. In syllabus revised by stakeholder addition practical approach and tour report should be included


Co-ordinator,
I.Q.A.C.
Arts & Commerce College,
Madha. Dist. Solapur.




Principal,
Arts & Commerce College
Madha. Dist. Solapur

Rayat Shikshan Sanstha's
Arts and Commerce College, Madha,
Dist. Solapur.


**Teacher's Feedback on Syllabus
(2014-15)**

Conclusion:-

1. 65% of the teachers are strongly agreed and 30% are agreed the learning objectives are clear and appropriate to the need of students. Only 5% teachers are disagreeing.
2. The syllabus is well organized and easy to follow, it is strongly agreed by 35% and agreed by 65% of the teacher. It means 100% teachers are agreed the syllabus is well organized and easy to follow.
3. 25% are strongly agreed and 70% are agreed that the syllabus would be easy for a new instructor to teach this course. Only 5% teachers are disagreeing.
4. The study materials are easily available. It is strongly agreed by 60% and agreed by 40% by the teachers.
5. 25% teachers are strongly agreed and 65% teachers agreed the syllabus is job oriented, but 5% of the teachers are disagreeing and 5% says no opinion.
6. 30% teachers are strongly agreed and 60% teachers are agreed the syllabus is revised by the university as per the requirement of the stakeholders, but 10% teachers are disagreeing.
7. 30% teachers are strongly agreed and 60% teachers agreed, the opinions of the teaching staff are taken into consideration, while framing the syllabus. 10% teachers are disagreeing.

Suggestions given by Teachers:-

1. Syllabus should be practical oriented
2. Syllabus should be job oriented
3. Introduction of historical places should be given in detail in syllabus
4. Computer base practical should be increased
5. Computer practical should be enriched with the softwares related to geography


Co-ordinator,
I.Q.A.C.
Arts & Commerce College,
Madha. Dist. Solapur.





Principal,
Arts & Commerce College
Madha. Dist. Solapur

Rayat Shikshan Sanstha's
Arts and Commerce College, Madha,
 Dist. Solapur.
Teacher's Feedback on Syllabus (2014-15)
Analysis

| Sr. No. | Particular | In Percentage | | | | Total |
|---------|--|----------------|--------|----------|------------|--------|
| | | Strongly agree | Agree | Disagree | No opinion | |
| 1 | The learning objectives are clear and appropriate to the needs of the students. | 65.00 | 30.00 | 5.00 | 0.00 | 100.00 |
| 2 | The syllabus is well organized and easy to follow. | 35.00 | 65.00 | 0.00 | 0.00 | 100.00 |
| 3 | It would be easy for a new instructor to teach this course. | 25.00 | 70.00 | 5.00 | 0.00 | 100.00 |
| 4 | The study materials are easily available. | 60.00 | 40.00 | 0.00 | 0.00 | 100.00 |
| 5 | Syllabus is job oriented. | 25.00 | 65.00 | 5.00 | 5.00 | 100.00 |
| 6 | Syllabus is revised by the university as per the requirement of the stakeholders. | 30.00 | 60.00 | 10.00 | 0.00 | 100.00 |
| 7 | The opinions of the teaching staff are taken into consideration, while framing the syllabus. | 30.00 | 60.00 | 10.00 | 0.00 | 100.00 |
| 8 | Total | 270.00 | 390.00 | 35.00 | 5.00 | 700.00 |
| 9 | Average Percentage | 38.57 | 55.71 | 5.00 | 0.71 | 100.00 |

Conclusion : Teachers are satisfied with the recent syllabus and procedure of framing.


Co-ordinator,
 I.Q.A.C.
 Arts & Commerce College,
 Madha. Dist. Solapur.




Principal,
 Arts & Commerce College
 Madha. Dist. Solapur